

GWS-Werkzeughalter
GWS-toolholders
Porte-outils GWS
Porta-herramientas GWS
Portautensile GWS



03-07

Inhaltsverzeichnis / index / table des matières / indice / indice

GWS-Werkzeughalter für Querschlitten

- toolholder for cross slides
- porte-outil pour chariots transversaux
- porta-util para carros transversales
- supporto per slitta trasversale

GWS-Grundhalter / baseholder / base porte-outils / porta-util base /supporto di base **Section 1**
(AD... / AF... / AE...)

GWS-Einstellehre für Grundhalter Querschlitten / **Section 2**
- setting device for cross-slide baseholder /
- dispositif de réglage des bases sur coulisses /
- transversaux / dispositivo de reglaje para porta-utiles base transversales /
- calibre di messa apunto per supporto di base trasversale
(VA...)

GWS-Zwischenhalter / -intermediate holder / -corps / **Section 3**
-porta-util intermedio / -supporto intermedio
(CJ... / CK... / CU...) (für / for / pour / para / per AD...)

GWS-Wechselhalter / -toolholder / -têtes porte-outils / -porta-util / -portautensile **Section 4**
(BA... / ES... / EJ... / EB... / EF... / KJ... / FH... / FE...)
(für / for / pour / para / per CJ.../ CK.../ CU... / AF... / AE...)

GWS-Wechselhalter für Flachformmeißel / **Section 5**
-changeholder for dovetail tools /
- porte-outils prismatiques /
- porta-util para cuchillas de forma /
- supporto multiuso per utensile prismatico
(PA... / PD...) (für / for / pour / para / per für AD...)

GWS-Kalibrierwerkzeughalter / -shavetool holder / -porte-outils à calibrer / **Section 6**
-porta-util calibrador / -portautensile calibratore
(TA...) (für / for / pour / para / per AD...)

GWS-Zwischenhalter für Gewinderollkopf / intermediate holder for thread rolling head / **Section 7**
-corps pour tête à rouler les filets /
-porta-util intermedio para cabezal para rodar roscas /
-supporto intermedio testa a rullo per filetto
(CQ...) (für / for / pour / para / per AD...)

03-07

**GWS-Werkzeughalter für Längsschlitten/
-toolholder for main slide endworking /
-porte-outils pour chariots longitudinaux /
-porta-util para carros longitudinales /
-portautensile per slitta longitudinale**

**A) für Bohroperationen /for drilling / pour perçage /para operaciones de taladrado /
per foratura**

GWS -Schnellbohrspindeln / GWS-Bohrpinolen **Section 8**
-high speed boring spindle /
-broches rotatives /
-husillo de taladrado rápido /
-mandrini di foratura ad alta velocità
(XC... / XD...)

GWS -Modular Grundhalter **Section 9**
-modular baseholder /
-base perceurs modular /
-porta-util base modular /
-portautensile di base modulare
(MAF... / MAR... / MAX... / MAS.. / MAN...)

**GWS-Modular Wechselhalter / -changeholder / -Têtes modular / -porta-util /
-portautensile modulare** **Section 10**
(MSE... / MSF... / MSF.../MWF... / B72... / MVS...)

**B) für Drehoperationen / for turning / pour tournage / para torneado /
per tornitura**

GWS -Grundhalter / **Section 11**
-baseholder (kneeturner) /
-porte-outil de base /
-porta-util base /
-portautensile di base
(AA... / AB... / AG... / AL...)

**GWS -Wechselhalter / -changeholder / -porte-outil / -porta util /
-portautensile a cambio rapido** **Section 12**
(BA... / ES... / EJ... / EB... / EF... / KJ... / FH... / FE...)
(für / for / pour / para / per AA... / AB... / AG... / AL...)

03-07

**GWS-Adapter für Voreinstellung / -adapter for presetting /
-adaptateur pour pré réglage / adaptador para el reglaje /
-adattatore GWS per preasettaggio**

**GWS -Grundadapter für Werkzeugeinstellgeräte /
-baseadapter for tool presetters /
-Bases d'adaptateurs pour banc de mesure /
-adaptador base para reglaje previo de herramientas /
-adattatore di base per preimpostazione utensile
(VC...)**

Section 13

**GWS -Wechseladapter für Werkzeugeinstellung /
-changeadapter for tool presetting /
-adaptateurs pour pré réglage porte-outils /
-adaptador de cambio para reglaje previo de herramientas /
-adattatore scambiabile per preimpostazione utensile
(VB... / VM... / VV... / VV... / VW... / VX... / VY...) (für / for / pour / para / per VC...)**

Section 14

03-07

GWS - Sonder, specials, spéciaux, especiales, speciali

GWS -Sonderwerkzeughalter /
-special tool holder /
-porte-outil spéciaux /
-porta-utiles especiales /
-sistemi utensili speciali

Section 15

GWS -Werkzeughalter für Traub /
-toolholder for Traub /
-porte-outil pour Traub /
-porta-util para Traub /
-sistemi utensili per Traub
(A15/25 + TD16-36)

Section 16

**Der Katalog zeigt nur GWS-Standardgrößen. Sonderlösungen fertigen wir gerne auf Anfrage.
The catalogue shows only standard sizes. Special solutions on demand.**

**Il catalogo riporta solo le dimensioni standard GWS. Soluzioni particolari elaboreremo dietro
specifica richiesta.**

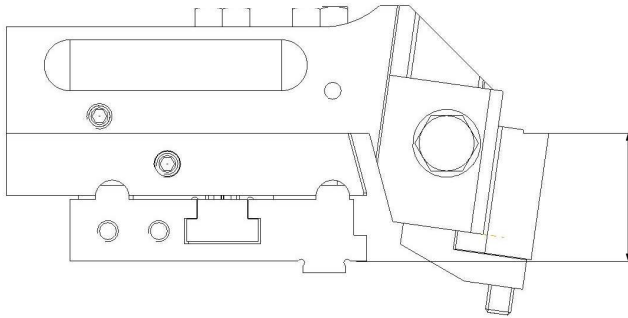
03-07

GWS -Standard-Systemgrößen

- system size
- taille de système
- tamaño de sistemas estandar
- standard-dimensione dei sistemi

GWS 43

GWS 43



Spitzenhöhe 30 mm /
centre height 30 mm /
hauteur de centre 30 mm /
altura de centro 30 mm /
altezza della punte 30 mm

Für Maschinen

for machine
pour machine
para maquina
per macchine utensili

Tornos AS14 / SAS16.6 (DC)
BS20 / BS20.8

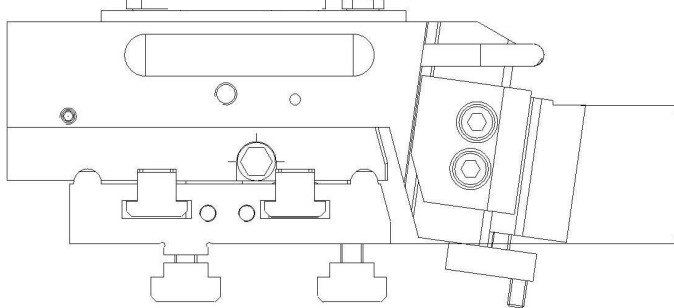
Gildemeister GM16.6 (AC) /
GS+GM20.6 /
GMC20

Wickman 5/8"-6

ZPS Mori-SAY 6/20
(EUROTURN 6/20)

GWS 60

GWS 60



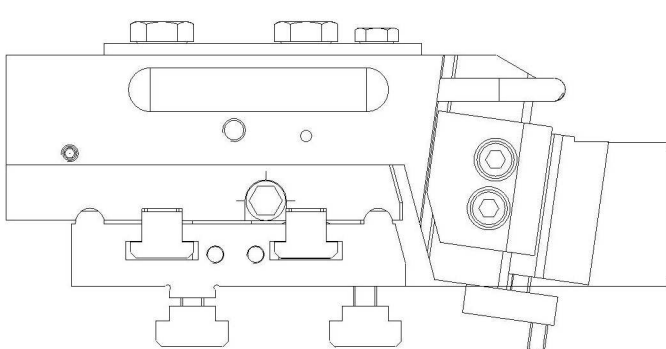
Spitzenhöhe 36-50 mm /
centre height 36-50mm /
hauteur de centre 36-50 mm /
altura de centro 36-50 mm /
altezza della punte 36-50 mm

Tornos MD 20.6 / 20.8

Index MS25 / MS25 E

Wickman 1"-6

GWS 44



Spitzenhöhe > 50 mm /
centre height > 50mm /
hauteur de centre > 50 mm /
altura de centro > 50 mm /
altezza della punte > 50 mm

Tornos MD 26.6 / 32.6i

Gildemeister GMC 35.6
GM32.6 / 35.6 /
35.8 / 42.6
AA48 / 67
AS32 / 48 / 67
AS67 / 82

Index MS36

Mori-SAY SAY 6/25; 6/32;
6/42; 6/51; 8/32;
8/42

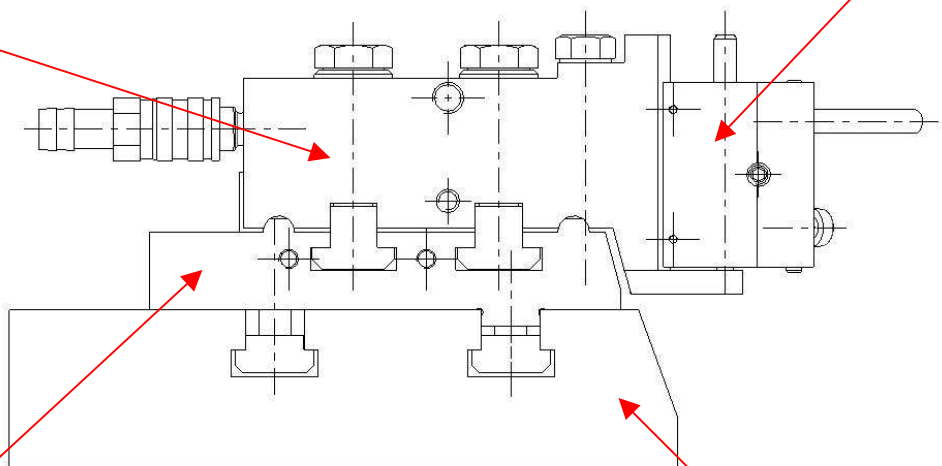
Wickman 1"-6
1 3/8" + 1 3/4"

03-07

GWS-Systeme für Querschlitten an Mehrspindel- und Einspindeldrehautomaten
GWS-Systems for cross-slides for multi- and single spindle automatics
Montage du système GWS sur la coulisse transversale
Montaje del sistema GWS en el carro transversal de un torno multihusillo
Sistema GWS per slitte trasversali per torni mono e plurimandrini

**GWS-Meißelaufnahme / -toolholder / -porte-outil /
-porta-herramientas / -portautensile**

**GWS-Zwischenhalter / -intermediate holder /
-porte-outil intermédiaire / -porta-util intermedio /
-supporto intermedio**



**GWS-Grundhalter /
-baseholder /
-base porte-outil /
-porta-util base /
-supporto di base**

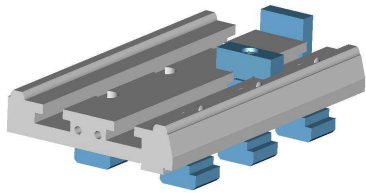
**Maschinenquerschlitten / cross-slide / chariots transversaux /
carros transversales / slitta trasversale**

03-07

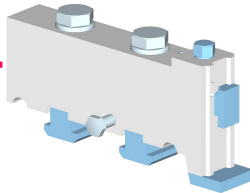
GWS - Grundhalter
 - baseholder
 - porte-outil de base
 - porta-util base
 - supporto di base



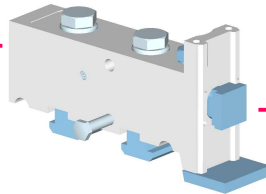
GWS 02+GWS09+GWS41+GWS 80



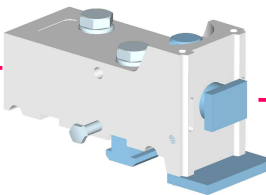
GWS43+GWS60+GWS44




GWS60/02 + GWS44/02



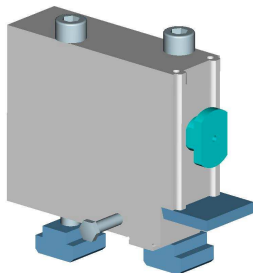
GWS60/41 + GWS44/41
GWS43/09




GWS44/80



GWS44/Capto C4

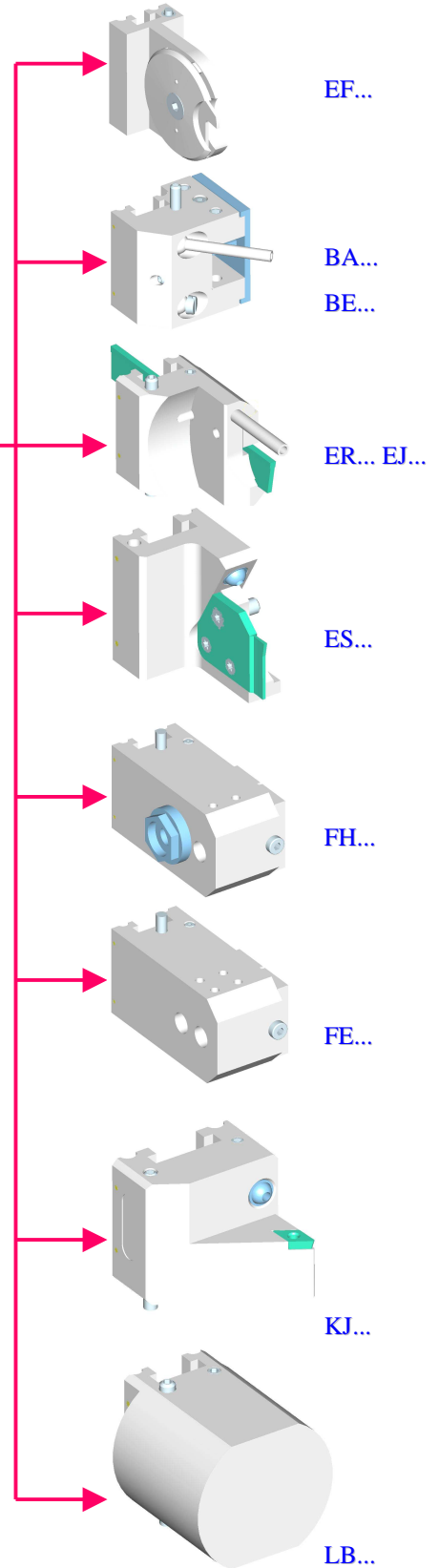


GWS00/41

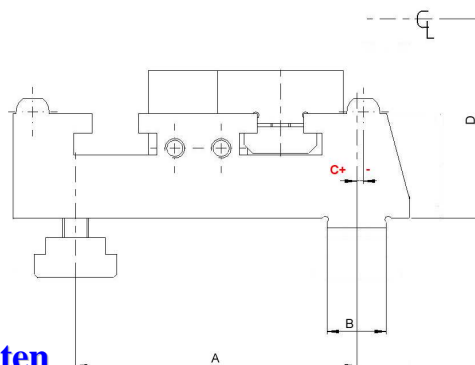
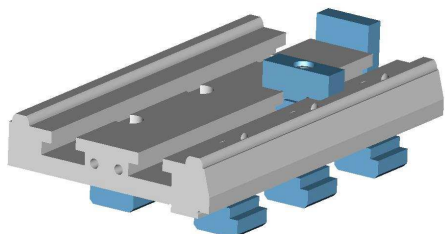


GWS00/80

03-07



GWS43



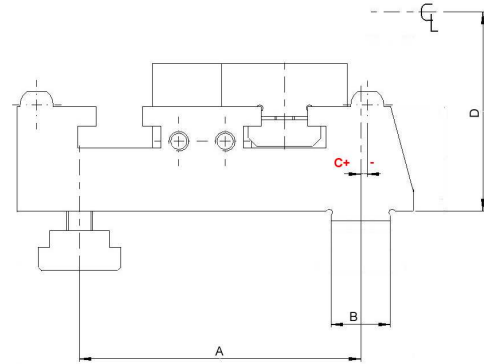
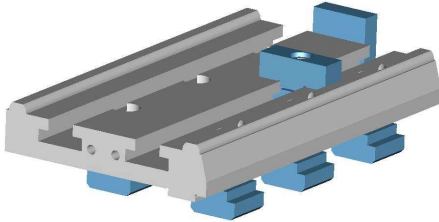
GWS - Grundhalter für Querschlitzen

- baseholder for cross slides
- porte-outil de base pour chariots transversaux
- porta-util base para carros transversales
- supporto di base per slitta trasversale

für/for/pour/para/per						Station/Position Poste/Posición Posizione	Bestell-Nr./Order-No./ No. de référence/ Número de pedido/ numero di ordinanza
		A	B	C	D		
Gildemeister	AS/GS/GM 20	48	10	-2,00	30	1;2;4;5	AD43019.01
Gildemeister	AS/GS/GM 20	98	-8	28	3	AE43006
Gildemeister	AS/GS/GM 20	60	-8	28	6	AE43005
Gildemeister	AS/GS 20	48	10	-2	30	3 (TSE)	AD43027
Gildemeister	GS/GM 20	48	10	-2	30	1+2	AD43028.11
Gildemeister	GM16	48	10	-2	30	1;2;4;5	AD43019.02
Gildemeister	GM16	48	10	-2	30	3	AD43021.01
Gildemeister	GM16	48	10	-2	30	6	AD43022.01
Gildemeister	GMC20	48	10	-2	30	1-5	AD43030
Gildemeister	GMC20	48	10	-2	30	6(x+`u)	AD43031
Tornos	AS14 / SAS16	38	10	-7	30	5	AD43001
Tornos	AS14 / SAS16	50	10	-7	30	1-4	AD43002
Tornos	AS14 / SAS16	46	10	-11	39	6	AE43001
Tornos	AS14 / SAS16	46	10	-11	39	6	AE43004
Tornos	BS20	50	10	-7	30	1,2,3,4,6,7	AD43002
Tornos	BS20	50	10	-7	30	5	AD43024
Tornos	BS20	40	10	-13	43	8	AE43002
Wickman	W 5/6"-6	44,45	11,1	-3	38,1	1;2;4;5	AD43015
Wickman	W 5/6"-6	44,45	11,1	-3	38,1	3	AD43016
Wickman	W 5/6"-6	44,45	11,1	-2	38,1	6	AD43017
ZPS	SAY 6/16; 6/20	48	10	-2	30	4,5 (K)	AD43019.01
ZPS	SAY 6/16; 6/20	48	10	-2	30	1-5 (Q)	AD43019.02
ZPS	SAY 6/16; 6/20	48	10	-2	30	6	AD43022.01

03-07

GWS60



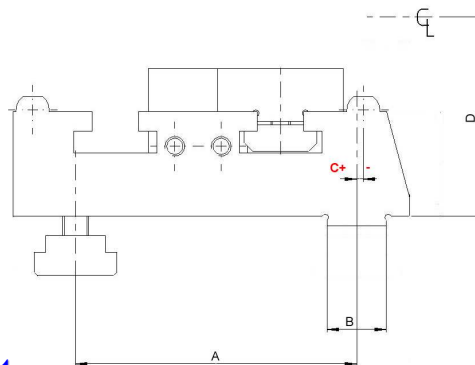
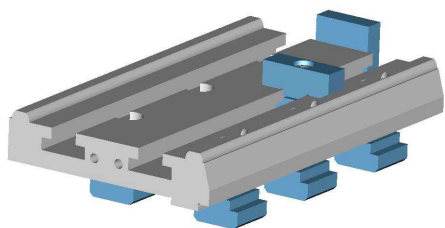
GWS - Grundhalter für Querschlitten

- baseholder for cross slides
- porte-outil de base pour chariots transversaux
- porta-util base para carros transversales
- supporto di base per slitta trasversale

für/for/pour/para/per						Station/Position Poste/Posición Posizione	Bestell-Nr./Order-No./ No. de référence/ Número de pedido/ Numero di ordinanza
		A	B	C	D		
Index	MS25	85	14	0	36	1-5	AD60019
Index	MS25	85	14	0	36	6	AD60016
Tornos	MD20/6	114	12	0	40	1-5	AD60032
Tornos	MD20/6	114	12	0	40	6+7	AD60031
Tornos	MD20/8	114	12	0	40	1-7	AD60032
Tornos	MD20/8	114	12	0	40	8+9	AD60031
Wickman	1"-6	57,2	14,28	+1,1	50,8	3	AD60008
Wickman	1"-6	57,2	14,28	+3	50,8	6	AD60007
Wickman	1"-6	57,2	14,28	+1,1	50,8	1,2,4,5	AD60005
Wickman	1"-8	57,2	14,28	+19,7	50,8	1+2	AD60024
Wickman	1"-8	57,2	14,28	+19,7	50,8	3+7	AD60025
Wickman	1"-8	57,2	14,28	+19,7	50,8	5+6	AD60027
Wickman	1"-8	57,2	14,28	+19,7	50,8	4+8	AD60026

03-07

GWS44



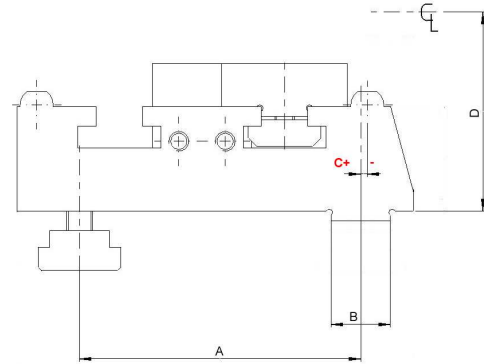
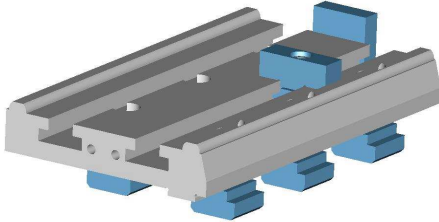
GWS - Grundhalter für Querschlitten

- baseholder for cross slides
- porte-outil de base pour chariots transversaux
- porta-util base para carros transversales
- supporto di base per slitta trasversale

für/for/pour/para/per						Station/Position Poste/Posición Posizione	Bestell-Nr./Order-No./ No. de référence/ Número de pedido/ Numero di ordinanza
		A	B	C	D		
Gildemeister	AA48	60	18	-2,00	60	2,3,6,7	AD44105
Gildemeister	AA48	60	16	-4,5	60	1	AD44002
Gildemeister	AA48	60	16	-4,5	60	4,5	AD44003
Gildemeister	AA48	60	55	0	78	1+8	AE44002
Gildemeister	AA48	60	55	0	78	4+5	AE44003
Gildemeister	AS32	60	16	-4,5	50	1,2	AD44014.02
Gildemeister	AS32	60	16	-4,5	50	3,4,5	AD44002
Gildemeister	AS32	60	16	-4,5	50	6	AD44003
Gildemeister	AS48	65	18	-4,5	60	1+2	AD44013
Gildemeister	AS48	65	18	-4,5	60	6	AD44011
Gildemeister	AS48	65	18	-4,5	60	3,4,5	AD44012
Gildemeister	AS67	70	20	-16,5	70	1+2	AD44114
Gildemeister	AS67	70	20	-16,5	70	3,4,5	AD44115
Gildemeister	AS67	70	20	-16,5	70	6	AD44116
Gildemeister	GM32/35/42	60	16	-4,5	50	1,2,4,5 (K)	AD44014.01
Gildemeister	GM32/35/42	60	16	-4,5	50	1,2,4,5 (Q)	AD44014.02
Gildemeister	GM32/35/42	60	16	-4,5	50	3	AD44002
Gildemeister	GM32/35/42	60	16	-4,5	50	6	AD44003
Gildemeister	GMC35/6	60	16	-4,5	50	1-5	AD440134
Gildemeister	GMC35/6	60	16	-4,5	50	6(U+X)	AD44135
Index	KS25-50	85	18	-5	50	1,2,4,5	AD44083
Index	KS32	85	18	-5	50	3	AD44084
Index	KS32	85	18	-5	50	6	AD44085
Index	MS36E	85	18	-7	60	1-5	AD44037
Index	MS36E	85	18	-7	60	6	AD44038.02

03-07

GWS44



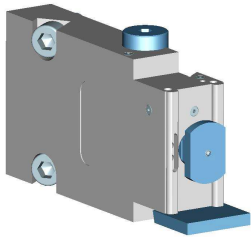
GWS - Grundhalter für Querschlitten

- baseholder for cross slides
- porte-outil de base pour chariots transversaux
- porta-util base para carros transversales
- supporto di base per slitta trasversale

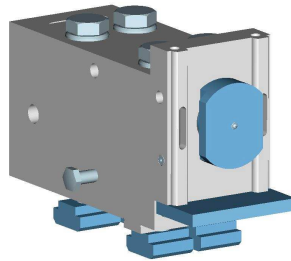
für/for/pour/para/per						Station/Position Poste/Posición Posizione	Bestell-Nr./Order-No./ No. de référence/ Número de pedido/ Numero di ordinanza
		A	B	C	D		
Tornos	MD26/6; 32/6i	122	14	-7,5	50	1-5	AD44127
Tornos	MD26/6; 32/6i	122	14	-7,5	50	6	AD44128
Wickman	1"-6	57,15	14,28	+3	51,2	1,2,3,4,5	AD44111
Wickman	1"-6	57,15	14,28	+3	51,2	6	AD44113
Wickman	1-3/4"+1-3/8"	63,5	17,52	-3	54,1	1+2	AD44010
Wickman	1-3/4"+1-3/8"	63,5	17,52	-3	54,1	3,4,5	AD44009
Wickman	1-3/4"+1-3/8"	63,5	17,52	-3	54,1	6	AD44008
Wickman	2-5/8"; 3-1/4"-6	76,2	19,05	-14	79,37	1+2	AD44117
Wickman	2-5/8"; 3-1/4"-6	76,2	19,05	-14	79,37	3-6	AD44118
Wickman	3-1/4"-6	76,2	19,05	-9,5	79,73	1+6	AD44096
ZPS	SAY 6x25/32	63	14	-3,5	50	4,5 (KS)	AD44066.01
ZPS	SAY 6x25/32	63	14	-3,5	50	1,2 (QS)	AD44066.02
ZPS	SAY 6x25/32	63	14	-3,5	50	3,6	AD44102
ZPS	SAY 6x42	128	18	-3,5	54	1-5	AD44067
ZPS	SAY 6x42	128	18	-3,5	54	6	AD44068
ZPS	SAY 6x51/6x57					1-5	AD44137
ZPS	SAY 6x51/6x57					6	AD44138
ZPS	SAY 8x32 + 42	63	14	-3,5	50	1,2 (K)	AD44066.02
ZPS	SAY 8x32 + 42	63	14	-3,5	50	3,4,7 (Q)	AD44124
ZPS	SAY 8x32 + 42	63	14	-3,5	50	5,6 (K)	AD44066.01
ZPS	SAY 8x32 + 42	63	14	-3,5	50	8	AD44102

03-07

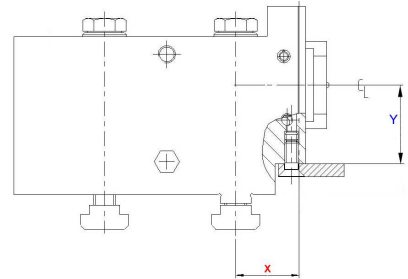
GWS00/41; GWS00/41 GWS00/80; GWS00/80



AF ...



AE ...



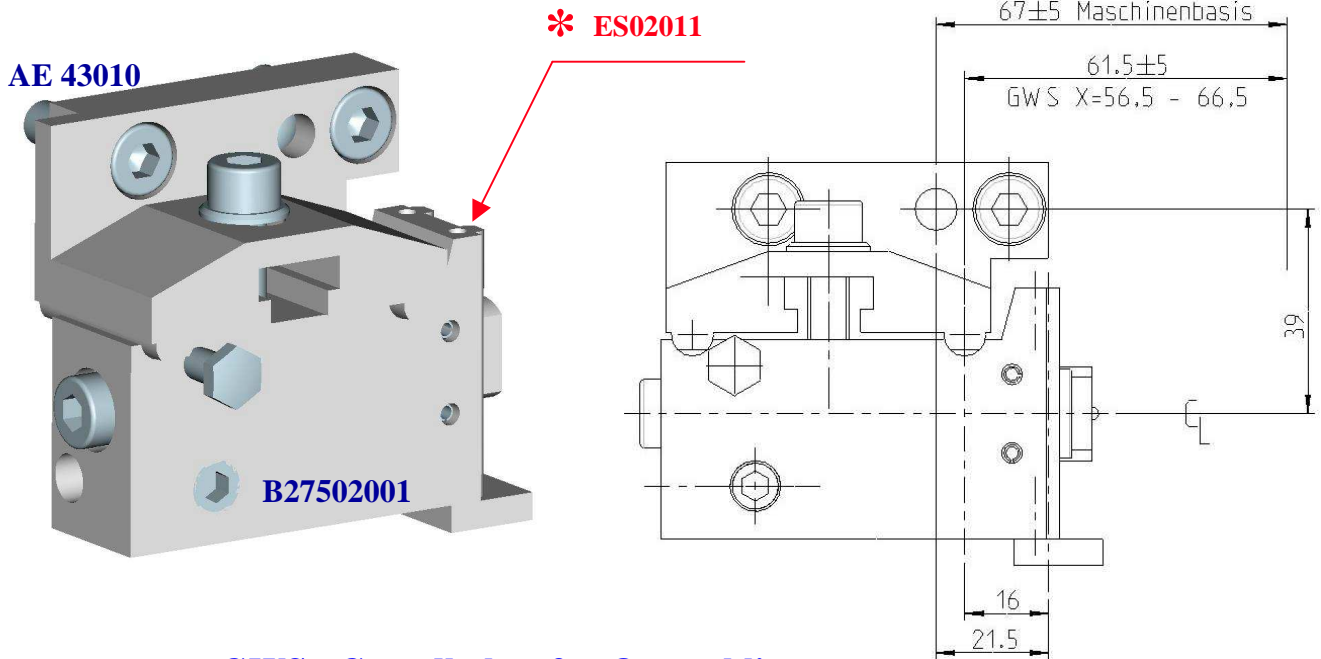
GWS - Grundhalter für Querschlitzen

- baseholder for cross slides
- porte-outil de base pour chariots transversaux
- porta-util base para carros transversales
- supporto di base per slitta trasversale

Bestell-Nr./Order-No./ No. de référence/ Número de pedido/ Numero di ordinanza			für/for/pour/para/per	GWS **/**
	X	Y		
AE80001	29	50	Tornos MD26.6 / 32.6i	80
AE41005	22	40	Tornos MD20.6 / 20.8	41
AF41001	50,000	36	Index MS32	41
AF41002	61,5	36	Felss Sondermaschine	41
AF41003	29,68	30	Index MS32	41
AF41006	29,680	30	Index MS32	41
AF80001	45,00	40	Index MS32	80

03-07

GWS02



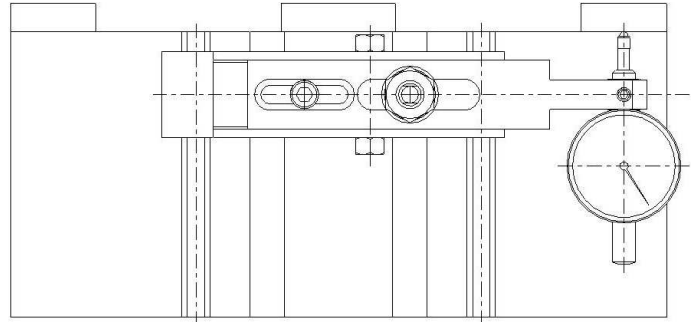
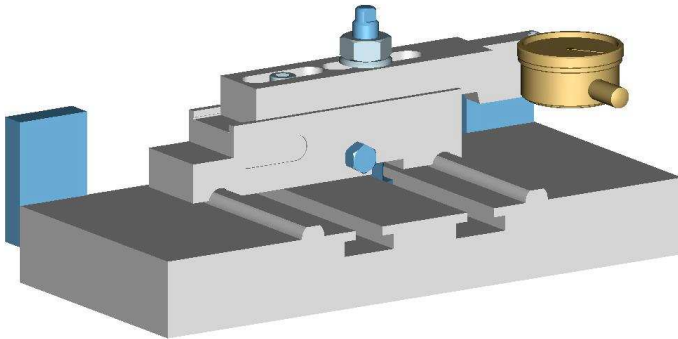
- GWS - Grundhalter für Querschlitten**
- baseholder for cross slides
- porte-outil de base pour chariots transversaux
- porta-util base para carros transversales
- supporto di base per slitta trasversale

für/for/pour/para/per						Station/Position Poste/Posición Posizione	Bestell-Nr./Order-No./ No. de référence/ Número de pedido/ Numero di ordinanza
		A	B	C	D		
Tornos	AS14 / SAS16	21,5	-5,5	30	6	AF02001

- * Nur einsetzbar in Verbindung mit ES02011
- * only in combination with ES02011
- * utilisable seulement avec ES02011
- * solamente utilizzabile en conexión con ES02011
- * solo applicabile in collegamento con ES02011

03-07

GWS43/GWS44/GWS60



GWS -Einstellvorrichtung (für Querschlitten-Grundhalter)
-setting device (for cross-slide base holders)
-dispositif de réglage (pour porte-bases sur chariots transversaux)
-dispositivo de reglaje (para carros transversales y porta-utiles base)
-dispositivo di regolazione (per supporto di base trasversale)

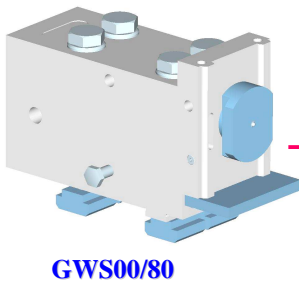
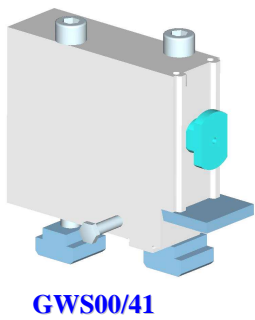


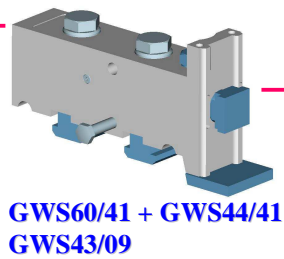

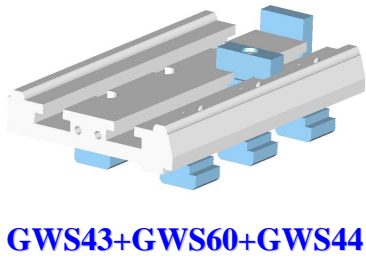
Bestell-Nr./Order No./ No. de référence/ Número de pedido/ Numero di ordinanza	GWS	für/for/pour/para/per	
		Gildemeister	AS / GM GS 20-6
		Gildemeister	GM16 AC
VA43002	43	Tornos	AS14 / SAS16
		Tornos	BS20 / BS20.8
		Wickmann	W 5/8"-6
		ZPS	SAY 6/16; 6/20
		Gildemeister	AA48 / AS32 / AS48 / AS67
VA44006	44	Gildemeister	GM32 / GM35 / GM42-6 / GMC35.6
		Index	KS25-50
		Index	MS36 E
		Wickman	W1"-6, W1-3/4", W1-3/8", W 2-1/4"-6
		Wickman	W2-5/8", W3-1/4"-6, W3-1/4"-6
VA60004	60	Index	MS25E
		Wickman	1"-6
		Wickman	1"-8

03-07

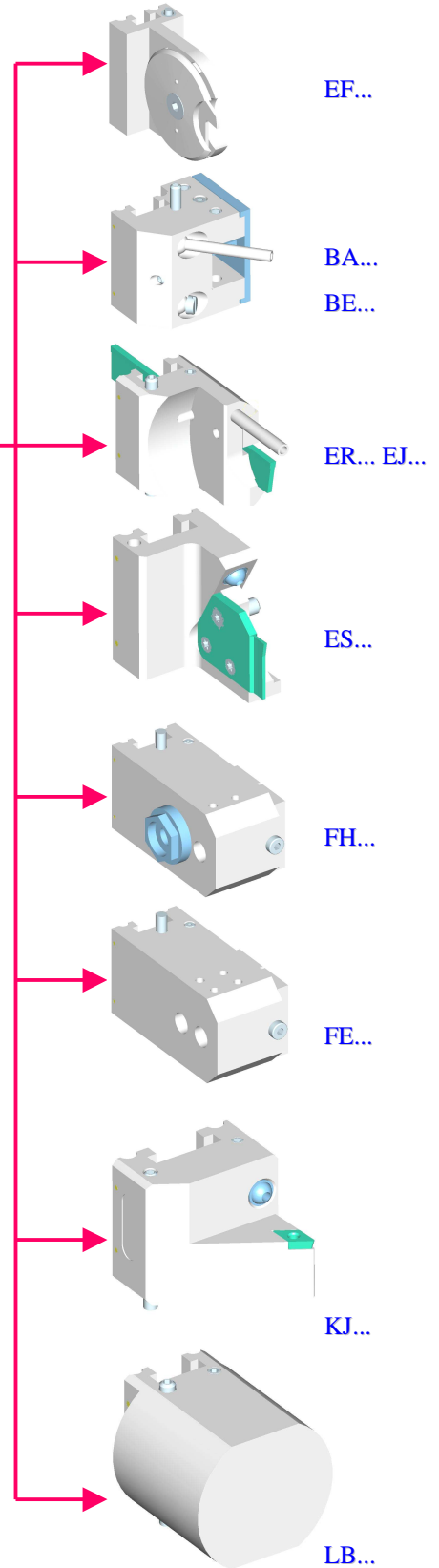
GWS - Zwischenhalter
 - intermediate holder
 - porte-outil intermédiaire
 - porta-util intermedio
 - supporto intermedio



GWS 02+GWS09+GWS 41+GWS80



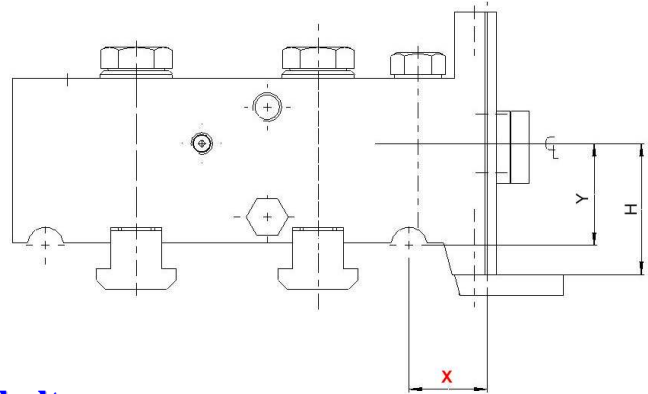
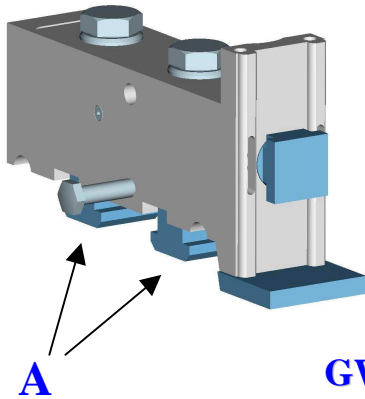
03-07





GWS43/09

GWS44/02; GWS60/02

GWS44/41; GWS60/41

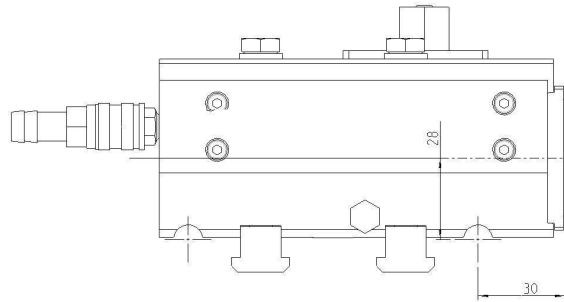
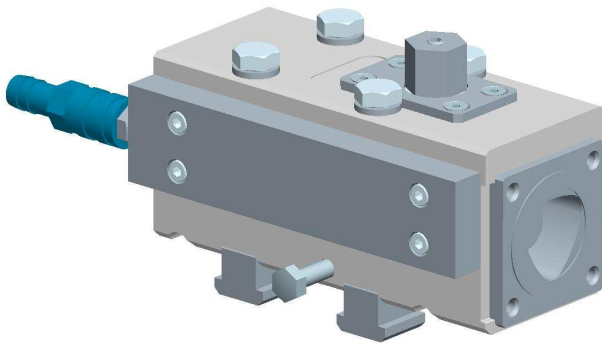


GWS - Zwischenhalter
- intermediate holder
- porte-outil intermediaré
- porta-util intermedi
- supporto intermedio

Bestell-Nr./Order-No./ No. de référence/ Número de pedido/ Numero di ordinanza				GWS **/**	A	
	H	X	Y			
CJ44001	36	21,5	28	44/80	*	
CK43002.11				43/09	*	
CK43002.12				43/09		*
CU43002.01				43/02	*	
CU43002.02				43/02		*
CK44002.01	36	21,5	28	44/41	*	
CK44002.02	36	21,5	28	44/41		*
CU44002.01	36	22	28	44/02	*	
CU44002.02	36	22	28	44/02		*
CK60002.01	30	22	20	60/41	*	
CK60002.02	30	22	20	60/41		*
CU60002.01	27	22	20	60/02	*	
CU60002.02	27	22	20	60/02		*

03-07

GWS44- Capto/C4

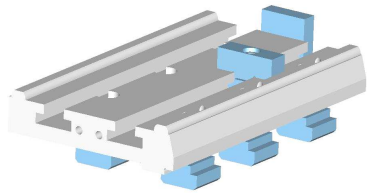


- GWS - Zwischenhalter**
 - intermediate holder
 - porte-outil intermédiaire
 - porta-util intermedi
 - supporto intermedio

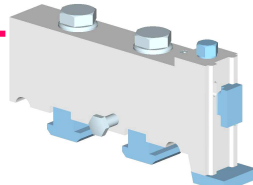
	X	Y	
CX44003.01	30mm	28mm	N
CX44003.02	30mm	28mm	Ü

03-07

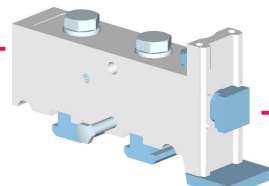
GWS - Werkzeughalter
 - toolholder
 - porte-outils
 - porta-herramientas
 - portautensile



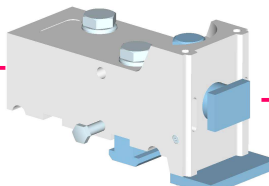
GWS43,GWS60,GWS44



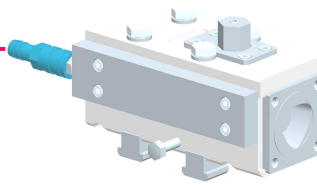
GWS60/02 + GWS44/02



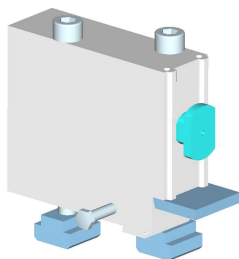
**GWS60/41 + GWS44/41 +
GWS43/09**



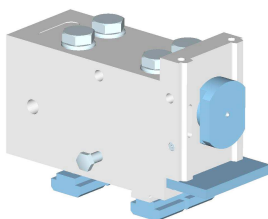
GWS44/80



GWS44/Capto C4




GWS00/41



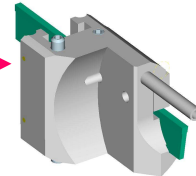
GWS00/80

03-07

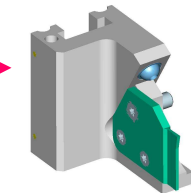
GWS 02; 09; 41; 80




**BA...
BE...**




**ER...
EJ...**



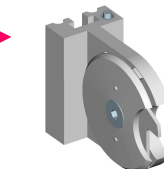
ES...



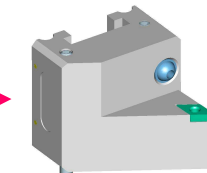
FH...



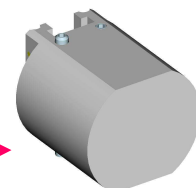
FE...



EF...

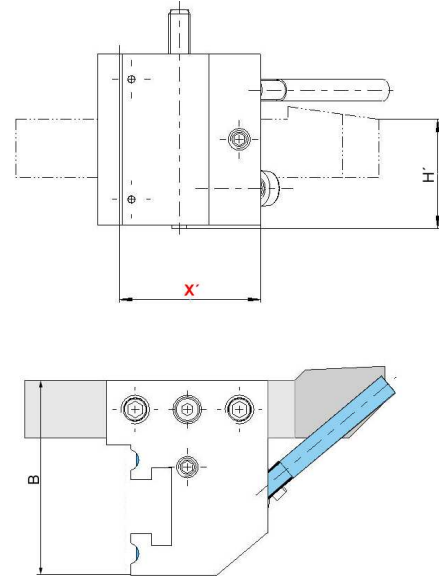
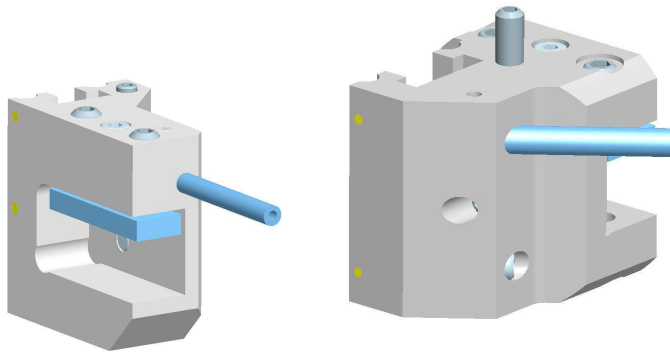


KJ...



LB...

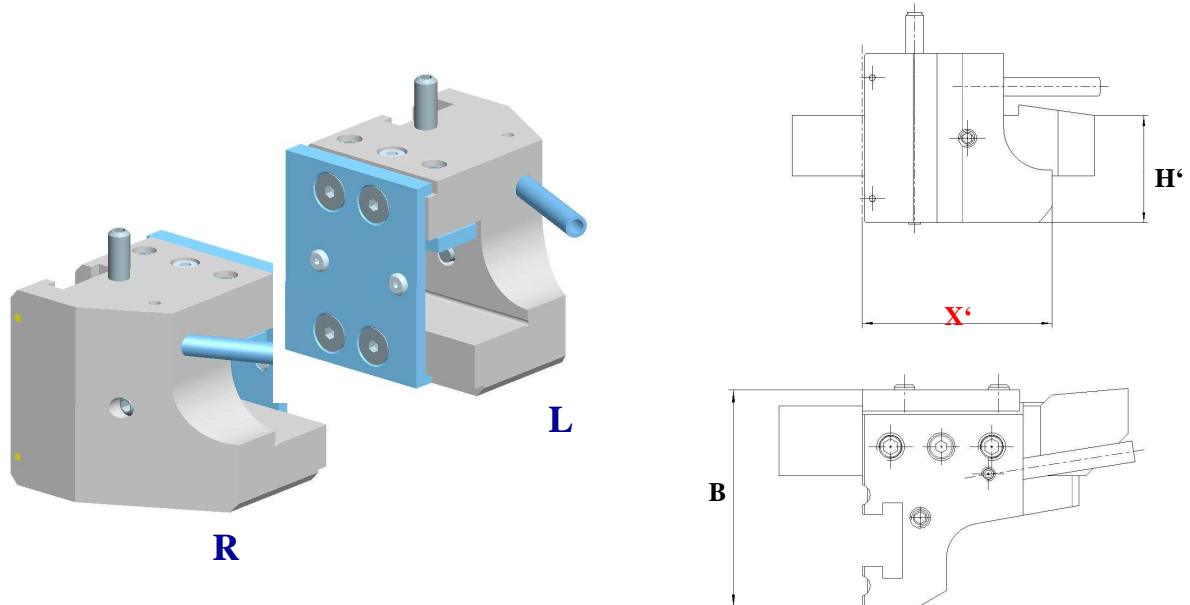
GWS 02
GWS 09
GWS 41
GWS 80



- GWS - Werkzeughalter für 4-kt. Schäfte**
- toolholder for square shank tools
- porte-outils pour outils carré
- porta-herramientas para mangos cuadrados
- portautensile per utensile a barretta

Bestell-Nr./Order-No./ No. de référence/ Número de pedido/ Numero di ordinanza	für/for/pour/para/per				für/for/pour/para/per
		B	X'	H'	
BA41006	20x20	62	39	36	CK44...+CK60...AE41...
BA41007	16x16	54	39	30	CK44...+CK60...AE41...
BA41015 HD	20x20	62	39	36	CK44...+CK60...AE41...
BA41014 HD	16x16	54	39	30	CK44...+CK60...AE41...
BA41008	12x12 (L)	50	39	28	CK44...+CK60...AE41...
BA41009	12x12 (K)	50	32	28	CK43002.01/02
BA09003	12x12	49	25	24	CK43002.11/.12
BA02002	12x12	27	43,3	24	CU43002.01/02
BA02002	12x12	27	43,3	30	CU60002.01/02
BA02001	12x12	24	43,3	22	CU43003
03-07 BA80001	20x20				CJ44001..AE80....

GWS 41

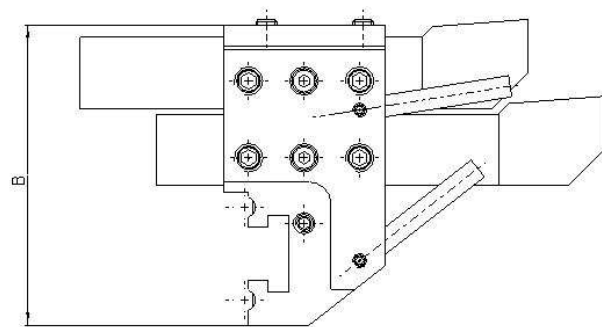
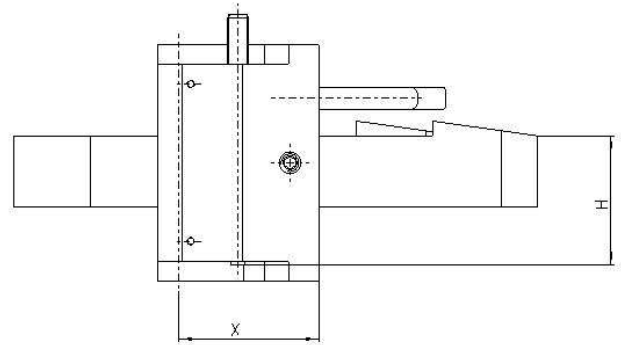
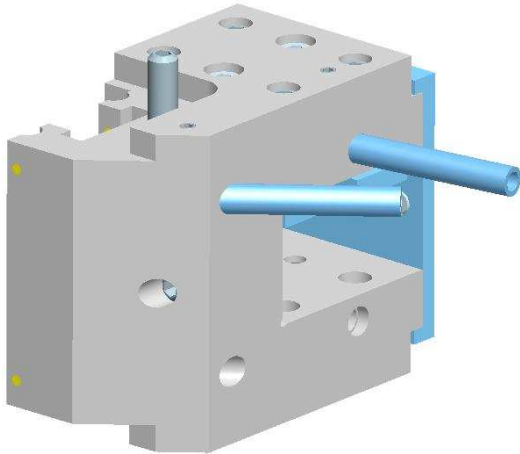


- GWS - Werkzeughalter für 4-kt. Schäfte L**
- toolholder for square shank tools L
- porte-outils pour outils carré L
- porta-herramientas para mangos cuadrados L
- portautensile per utensile a baretta L

Bestell-Nr./Order-No./ No. de référence/ Número de pedido/	für/for/pour/ para/per				für/for/pour/para/per
		B	X'	H'	
BA41010 - L	16x16	54	62	30	CK60....+CK44....AE41..
BA41011 - R	16x16	54	62	30	CK60....+CK44....AE41..
BA41012 - L	20x20	54	62	36	CK60....+CK44...AE41...
BA41013 - R	20x20	54	62	36	CK60....+CK44....AE41..

03-07

GWS 09
GWS 41
GWS 80

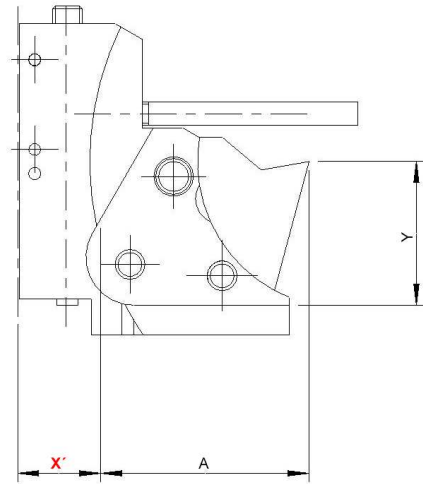
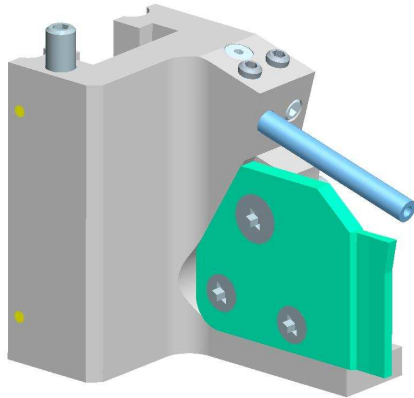


- GWS - Werkzeughalter für 4-kt. Schäfte**
- toolholder for square shank tools
- porte-outils pour outils carré
- porta-herramientas para mangos cuadrados
- portautensile per utensile a baretta

Bestell-Nr./Order-No./ No. de référence/ Número de pedido/ Numero di ordinanza	für/for/pour/ para/per				für/for/pour/para/per	
		B	X'	H'		
BE41001	20x20 (2x)	84	39	36	CK44002.01/02...AE41...	
BE41002	12x12 (2x)	65	29	24/30	CK43002.01/02 AE 41 . . .	CK60002.01/02 AE41 . .
BE41003	16x16 (2x)	76,5	39	36/30	CK44002.01/02 AE41 . .	CK60002.01/02 AE41 . .
BE09001	12x12 (2x)	65,5	25	24	CK43002.11 + CK43002.12	
BE80001	16x16 (2x)	95	39	36	CJ44...+AE80...	

03-07

GWS 02
GWS 09
GWS 41

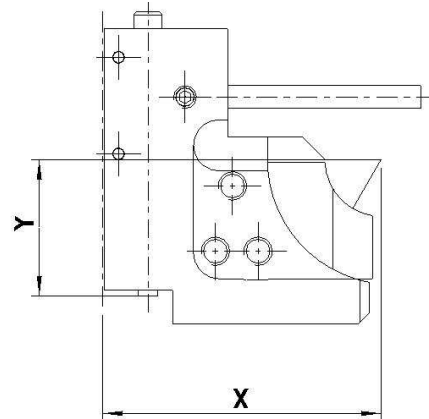
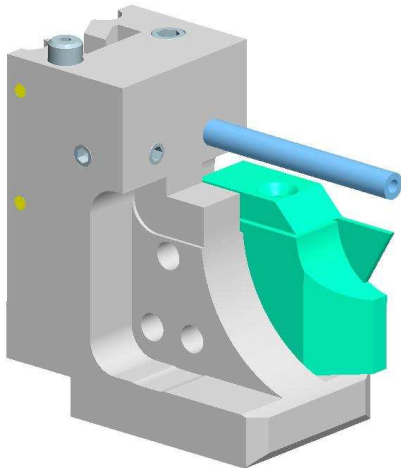


- GWS - Werkzeughalter für ISCAR Abstech-Systeme***
- toolholder for ISCAR cut-off systems *
- porte-outil pour outils à tronçonner ISCAR *
- porta-util para sistemas de tronzado ISCAR *
- portautensile per sistemi dataglio pezzo ISCAR*

Bestell-Nr./Order-No./ No. de référence/ Número de pedido/ Numero di ordinanza			GWS			für/for/pour/para/per
			43	44	60	
	A	X'	Y	Y	Y	
ES02005	*	22		36	27	CU60...CU44....
ES02007	*	22	24	36	27	CU60...CU44....CU43....
ES02011	*	14	24	36	27	AF02001-CU44..CU60..
ES41003	*	22		36	30	CK60...CK44...
ES41004	*	22		36	30	CK60...CK44...
ES09001		14	24			CK43002.11/.12
ES09002		14	24			CK43002.11/.12

03-07

GWS 02 GWS 41

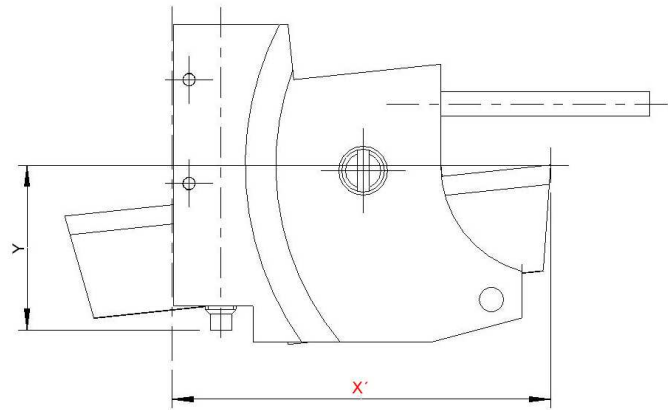
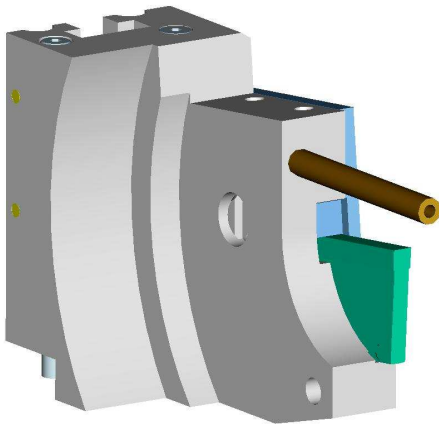


- GWS - Werkzeughalter für Horn Abstech-Systeme***
- toolholder for Horn cut-off systems *
- porte-outil pour outils à tronçonner Horn *
- porta-util para sistemas de tronzado Horn *
- portautensile per sistemi dataglio pezzo Horn*

Bestell-Nr./Order-No./ No. de référence/ Número de pedido/			GWS			für/for/pour/para/per
	A	X	43 Y	44 Y	60 Y	
EK02001	*	49	24			Horn Typ 50 S312
EK41002	*	62		30	30	Horn Typ 50 S312
	*					
	*					
	*					

03-07

GWS 02 GWS 41

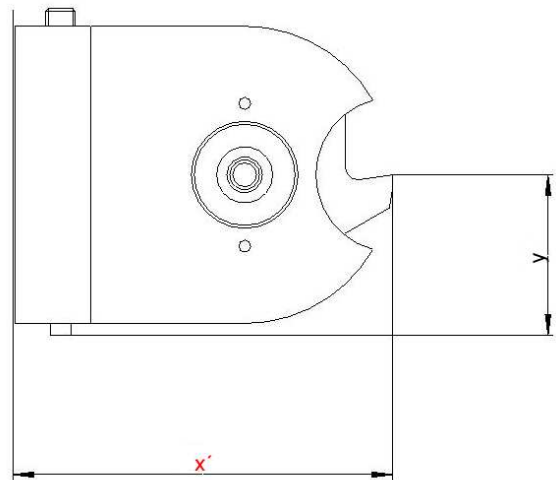



- GWS - Werkzeughalter für Abstech-Systeme ***
- toolholder for cut-off systems *
- porte-outil pour outils à tronçonner *
- porta-util para sistemas de tronzado *
- portautensile per sistemi dataglio*

Bestell-Nr./Order-No.:/ No. de référence/ Número de pedido/ Numero di ordinanza	GWS				*
		43	44	60	
	X'	Y	Y	Y	
EJ02001	62	24	36	27	Churchill, Ganter, Bühler; MKL, FAG, 1-3x17mm
EB41002	68		36		Iscar SGIH 2-5x26

03-07

GWS 02

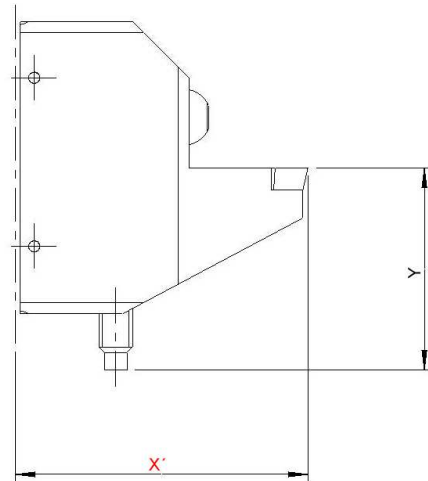
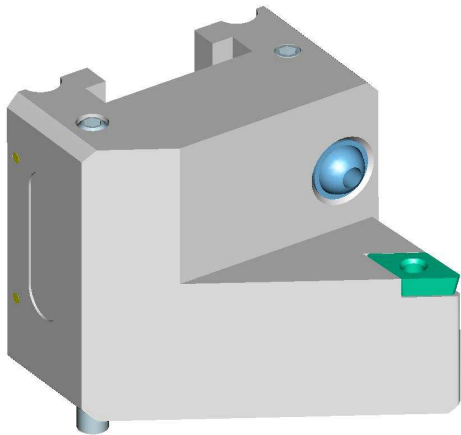


- GWS - Werkzeughalter für Abstech-Systeme ***
- toolholder for cut-off systems *
- porte-outil pour outils à tronçonner *
- porta-util para sistemas de tronzado *
- portautensile per sistemi dataglio*

Bestell-Nr./Order-No./ No. de référence/ Número de pedido/ Numero di ordinanza	X	Y	*
EF02001.01	39	25	Graf SAM 50 S=>1,5

03-07

GWS 41 GWS 80

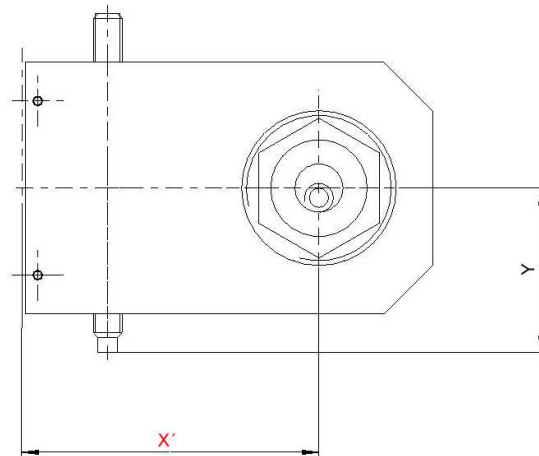



- GWS - Werkzeughalter für ***
- toolholder for *
- porte-outils pour *
- porta-herramientas para *
- portautensile per *

Bestell-Nr./Order-No.:/ No. de référence/ Número de pedido/ Numero di ordinanza	GWS			*
	X	44/41 Y	60/41 Y	
KJ41001				DCMT 11
KJ41002				
KJ41003	33	36	30	DCMT 11T13
KJ41004	33	36	30	16ER1. 0,1 ISO
KJ80001	62	36	30	Walter DNMG 150608-NM4
KJ80002	62	36	30	Walter DCMT 11T308-PM5
KJ80003	62	36	30	Walter NTS ER-161.50 ISO
KJ80004	62	36	30	Walter DCMT 11T308-PM5
KJ80005	62	36	30	CCMT 09T3xx
KJ80006	62	36	30	VBMT 1103xx
KJ80007	62	36	30	DNMG 1104xx
KJ80008	62	36	30	DCMT 11T3xx

03-07

GWS 09 GWS 41




- GWS - Werkzeughalter für rückwärtige Bearbeitung . . .***
- toolholder for back - working . . .*
- porte-outils pour usinage arrière . . .*
- porta-herramientas para trabajos en la parte posterior . . .*
- portautensile per retrolavorazione . . .*

Bestell-Nr./Order-No./ No. de référence/ Número de pedido/ Numero di ordinanza	X	GWS	GWS	GWS	für/for/pour/para/per	*
		44	60	43		
FH41001	61,5	36	27	24	CK44...;CK60...	ER25/ESX25
FH41002	61,5	36	27	24	CK44...;CK60...	ER25/ESX25
FH09001	45			24	CK43002.11 + CK43002.12	ER25/ESX25

03-07

**GWS09
GWS41
GWS80**



GWS - Werkzeughalter für rückwärtige Bearbeitung . . .*

- toolholder for back - working . . .*

- porte-outils pour usinage arrière . . .*

- porta-herramientas para trabajos en la parte posterior . . .*

- portautensile per retrolavorazione . . .*

FE, FH, . . .

FE, FH, . . .

FE, FH, . . .

FE, FH, . . .

FE, FH, . . .

Ausführungen entsprechend Anforderung !

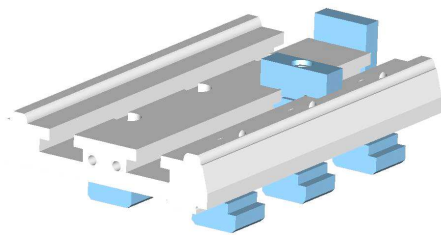
Design according application ! Please ask fore more details!

Esecuzioni secondo le esigenze!

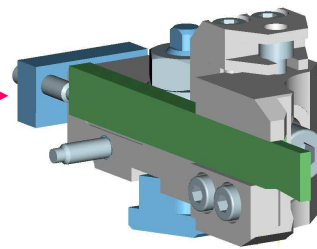
03-07

GWS - Wechselhalter für Flachformmeißel
 - changeholder for dovetail form tools
 - porte-outil pour outils de forme prismatique
 - porta outil para cuchillas de forma
 - supporto multiuso per utensile prismatico

GWS43 + GWS60 + GWS44
 Grundhalter
 baseholder
 porte-outil de base
 porta-util base
 supporto di base

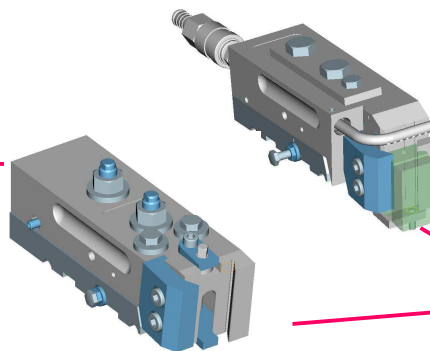


Querschlitten
 cross-slide
 chariots transversaux
 carros transversales
 slitta trasversale



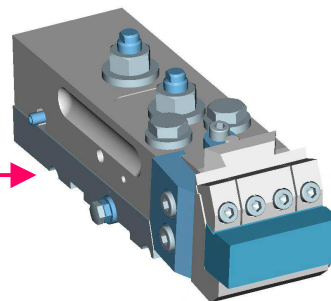
BC43 / EC43...

Schaftmeißel 12x12
 12x6
 Abstechklingen



PA43 + 44 + 60

VDI 3322 Form A
 Form A
 Forme A
 Forma A

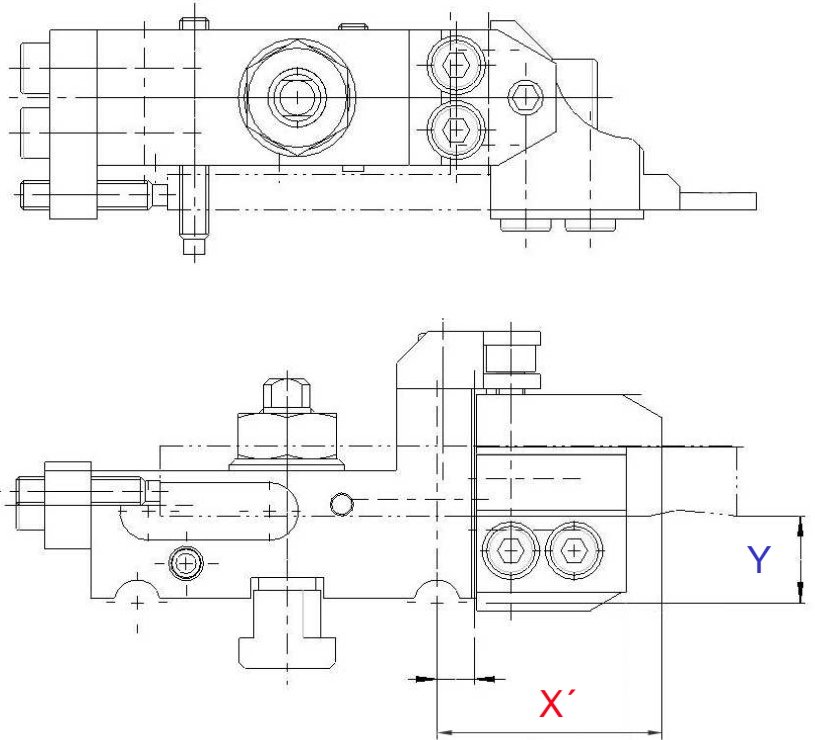
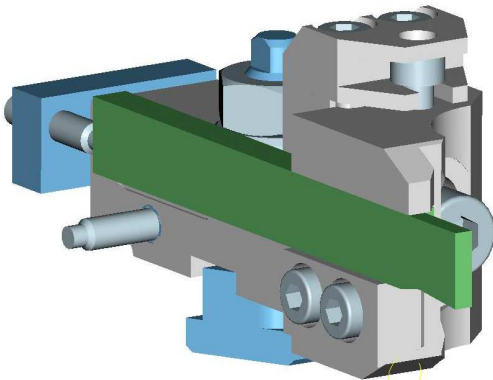


PD44 + 60

VDI 3322 Form C
 Form C
 Forme C
 Forma C

03-07

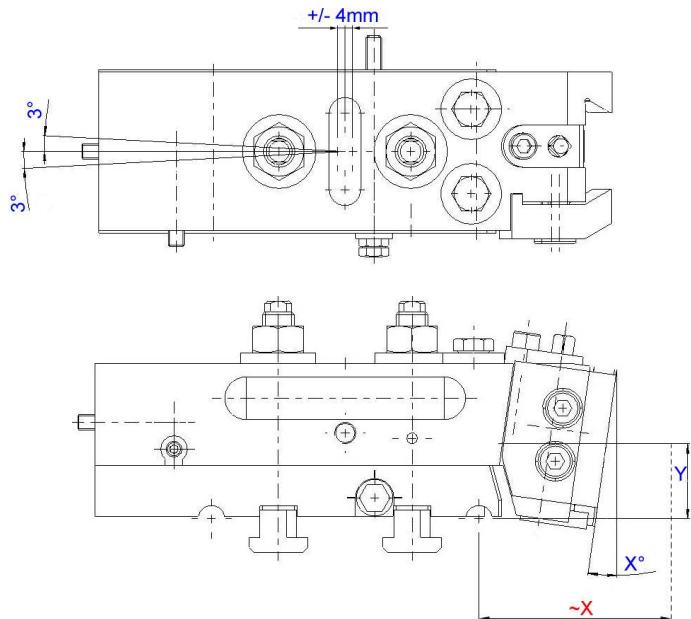
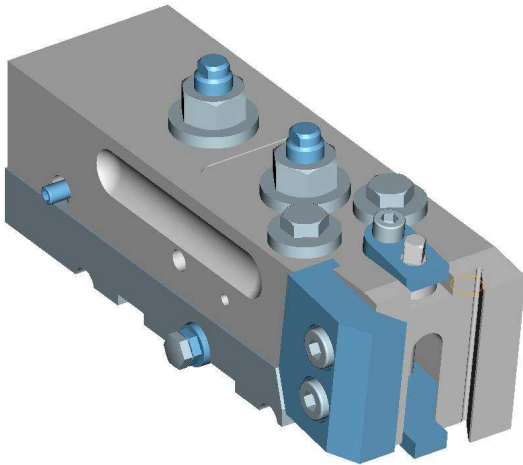
BC43.. / EC43..




Bestell-Nr./Order-No./ No. de référence/ Número de pedido/ Numero di ordinanza				
	b	h	X'	Y
BC43002 (12x12)	12	12	45,3	15
BC43003 (6x12)	6	12	39	15
BC43005 (4x12)	4	12	39	15
BC43006 (12x12)	12	12	40,3	15
EC43002 (Churchill 3x17)	-	-	-	-
EC43020 (Ch/Bü/Ga 1-2 x 12)	-	-	-	-

03-07

GWS 43

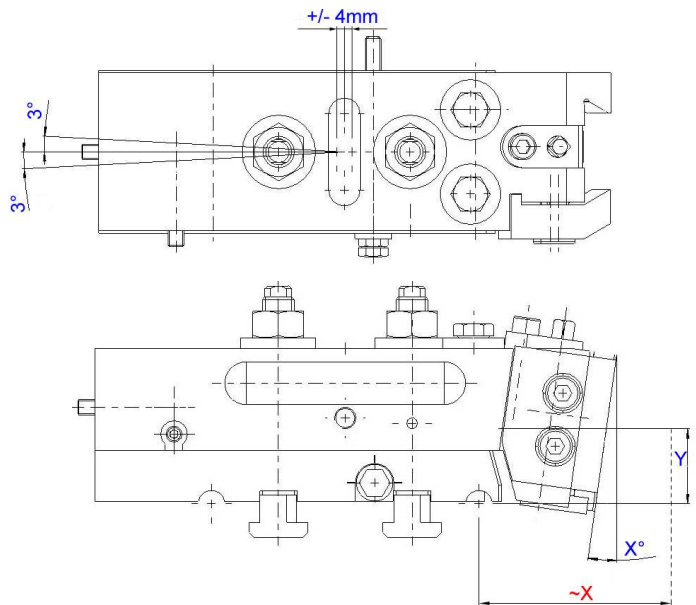
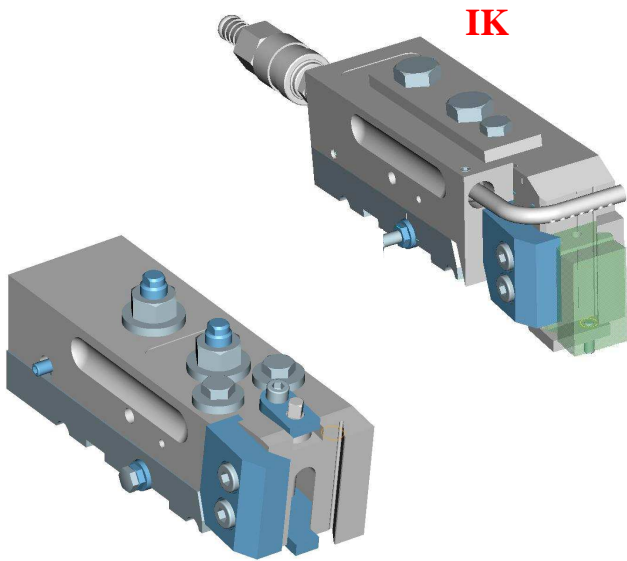


- GWS - Wechselhalter für Flachformmeißel (Form A)**
- changeholder for dovetail form tools (form A)
- porte-outil pour outils de forme prismatique (forme A)
- porta outil para cuchillas de forma (forma A)
- supporto multiuso per utensile prismatico (forma A)


Bestell-Nr./Order-No./ No. de référence/ Número de pedido/ Numero di ordinanza		VDI3322			Inch Type	max. Schnittbreite
		-X	X°	Y		
PA43013.01	N					30mm
PA43013.02	N					28mm
PA43014.01	Ü					30mm
PA43014.02	Ü					28mm
PA43015.01	N				A 0,951"	32mm
PA43016.01	Ü				A 0,951"	32mm

03-07

GWS60




- GWS - Wechselhalter für Flachformmeißel (Form A)**
- changeholder for dovetail form tools (form A)
- porte-outil pour outils de forme prismatique (forme A)
- porta outil para cuchillas de forma (forma A)
- supporto multiuso per utensile prismatico (forma A)

Bestell-Nr./Order-No./ No. de référence/ Número de pedido/ Numero di ordinanza		VDI3322				Inch Type	max. Schnittbreite max. cutting width
		~X	X°	Y	Form		
PA60006.01	N	80	8	20	A20		28mm
PA60014.01	N	80	8	20	A20		28mm
PA60014.02	N	80	8	20	A22		30mm
PA60015.01	Ü	80	8	20	A20		28mm
PA60015.02	Ü	80	8	20	A22		30mm
PA60016.01 IK	U				A28		35mm
PA60018.01 IK	N	80	8	20	A28		35mm
PA600017						A50,8	

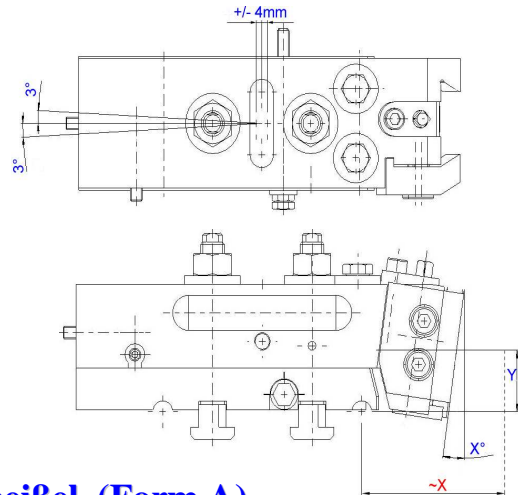
03-07

GWS44



IK

Göltebott®
Innovation from inside.



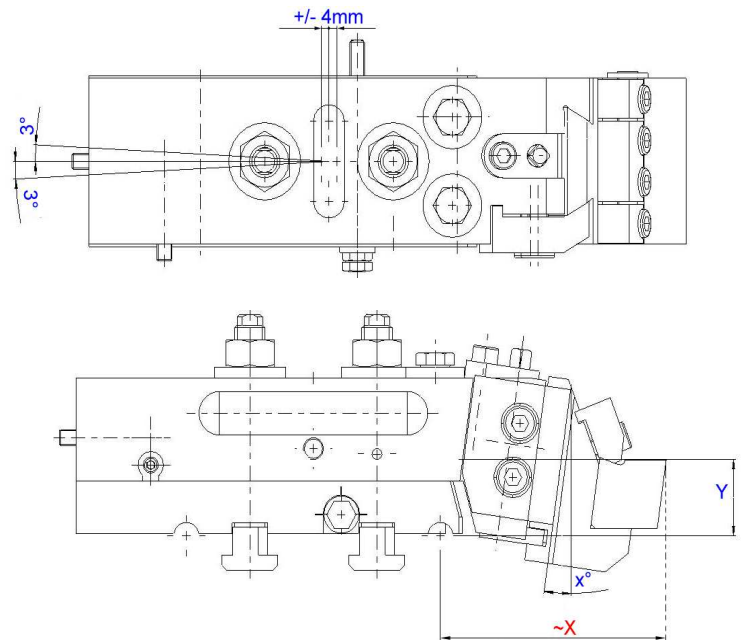
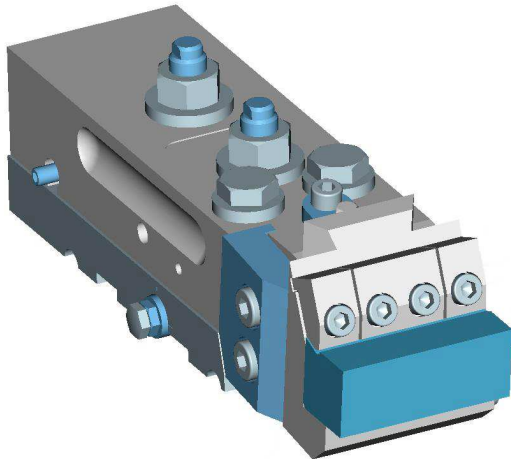
- GWS - Wechselhalter für Flachformmeißel (Form A)**
- changeholder for dovetail form tools (form A)
- porte-outil pour outils de forme prismatique (forme A)
- porta outil para cuchillas de forma (forma A)
- supporto multiuso per utensile prismatico (forma A)

Bestell-Nr./Order-No./ No. de référence/ Número de pedido/ Numero di ordinanza					VDI3322	Inch Type	max. Schnittbreite, max cutting width
		~X	X°	Y	Form		
PA44011.01	N	80,5	8	28	A40		48mm
PA44011.02	N	80,5	8	28	A50		58mm
PA44011.03	N	80,5	8	28	A35		43mm
PA44019.01	Ü	80,5	8	28	A40		48mm
PA44019.02	Ü	80,5	8	28	A50		58mm
PA44020.01	N	86	12	28		A 1"	33mm
PA44020.02	N	86	12	28		A 1 1/4"	39mm
PA44021.01	Ü	86	12	28		A 1"	33mm
PA44021.02	Ü	86	12	28		A 1 1/4"	39mm
PA44022.01	N	86	12	28		A 5/8"	23mm
PA44023.01	Ü	86	12	28		A 5/8"	23mm
PA44026.01	N	80,5	8	28	A40		48mm
PA44030.01	N	80	8	28	A35		43mm
PA44032.01 IK	Ü				A40		48mm
PA44033.01 IK	N				A28		35mm
PA44034.01 IK	Ü				A28		35mm

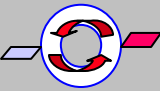
03-07

Göltebott Präzisionswerkzeugfabrik GmbH Röntgenstraße 18-22 * D-71229 Leonberg-Höfingen
 Tel.: +49(0)7152 / 92818-0 * Fax: +49(0)7152 / 92818-18 * e-mail: info@goeltenbott.de * website: www.goeltenbott.de

GWS44 GWS60

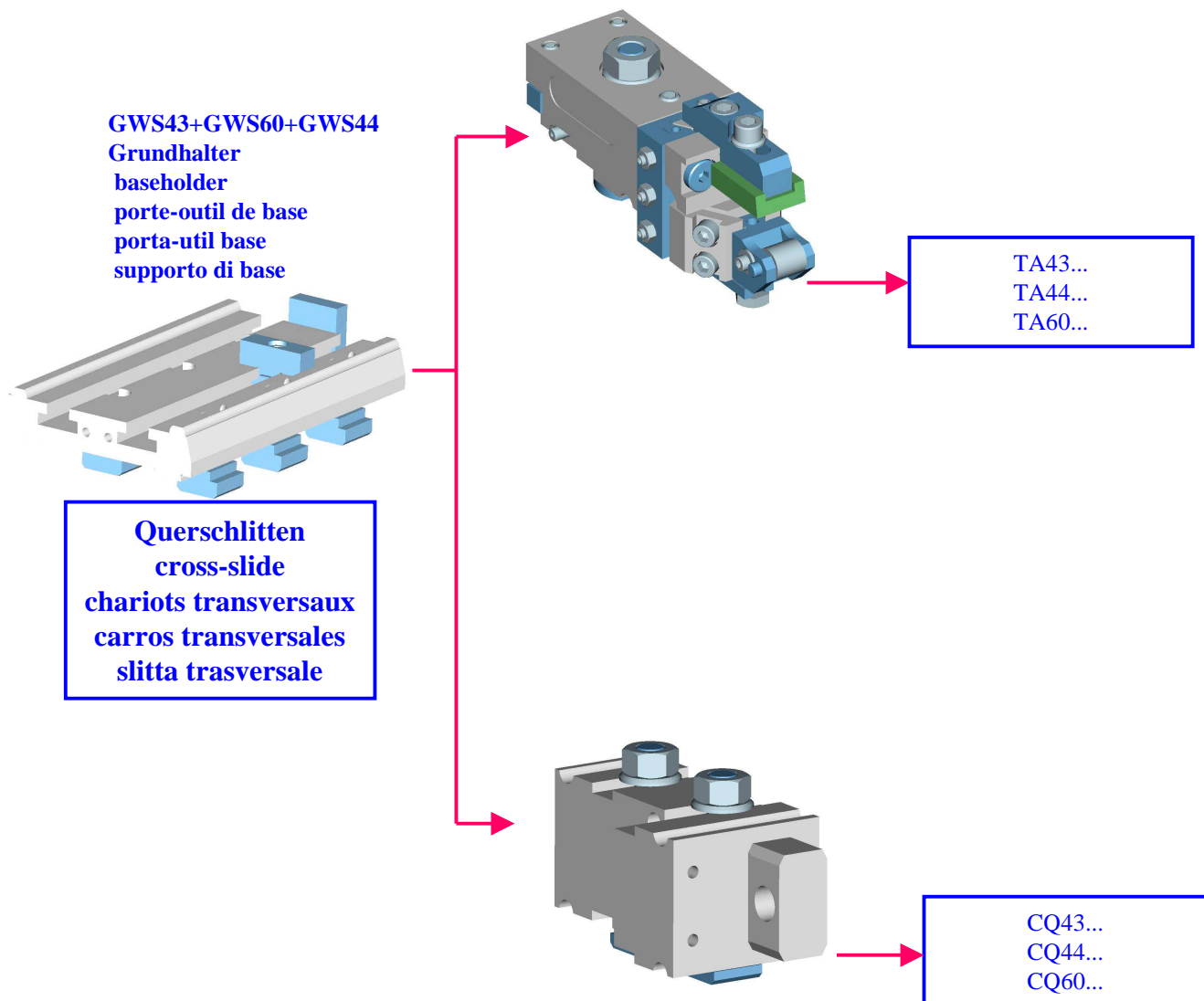


- GWS - Wechselhalter für Flachformmeißel (Form C)**
- changeholder for dovetail form tools (form C)
- porte-outil pour outils de forme prismatique (forme C)
- porta outil para cuchillas de forma (forma C)
- supporto multiuso per utensile prismatico (forma C)

Bestell-Nr./Order-No./ No. de référence/ Número de pedido/ Numero di ordinanza		VDI3322				Form	max.
		X	X°	Y			
PD44003.01	N	88	8	28	C26	45mm	
PD44004.01	Ü	88	8	28	C26	45mm	
PD44005.01 IK	Ü				C26	45mm	
PD60003.01	N	84	8	20	C26	35mm	
PD60004.01	Ü	84	8	20	C26	35mm	

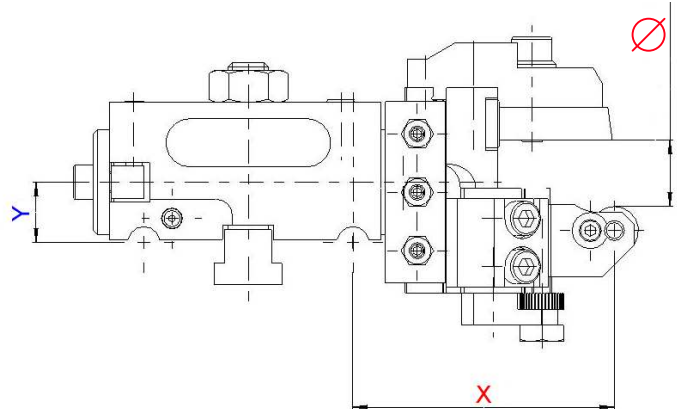
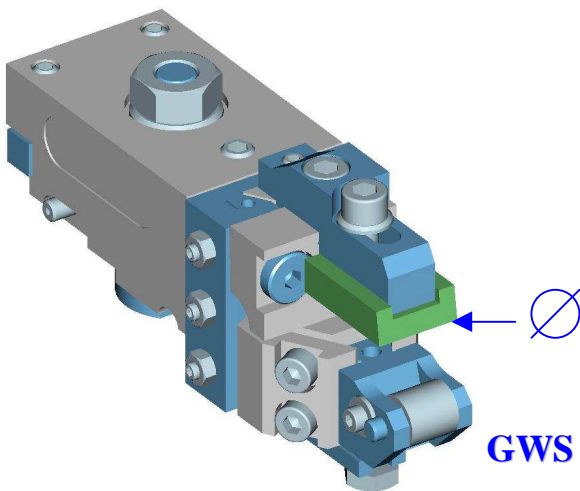
03-07

GWS - Wechselhalter TA... / CQ...
- changeholder TA.../ CQ...
- porte-outil TA.../ CQ...
- porta-util TA.../ CQ...
- supporto multiuso TA.../ CQ...





03-07

**GWS43
GWS60
GWS44**



GWS - Kalibrier-Werkzeughalter TA ...

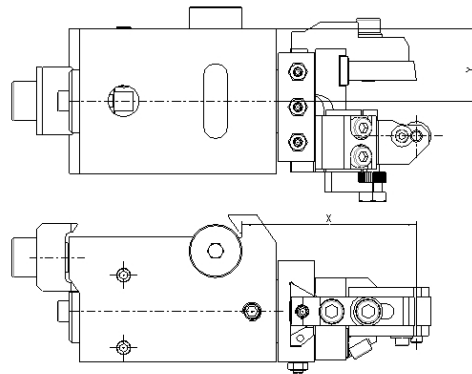
- shave tool holder TA ...
- porte-outil d'arasage TA ...
- porta-util calibrador TA ...
- portautensile calibratore TA ...

Bestell-Nr./Order-No./ No. de référence/ Número de pedido/ Numero di ordinanza	Ø			System	Ø	VDI 3322 	
		X	Y				
TA43003.01	3-15mm	65	15	43	max. 12mm		Torn.
TA43004.01	8-20mm	65	15	43	max. 12mm		Torn.
TA44003.01	16-40mm	99,5	28	44	max.40mm	B28	
TA44003.02		99,5	28	44	max.1 1/2"		
TA44003.03		99,5	40	44	max.40mm	B28	
TA44004.01		99,5	40	44	max.40mm	B28	
TA60005.01		80	20	60	10 - 32mm	B20	
TA60005.02		80	20	60	10- 32mm	B28	
TA60002.01		94	20	60	max.28mm	B20	

03-07

GWS-TA001

Index MS18/MS32



GWS - Kalibrier-Werkzeughalter TA ...

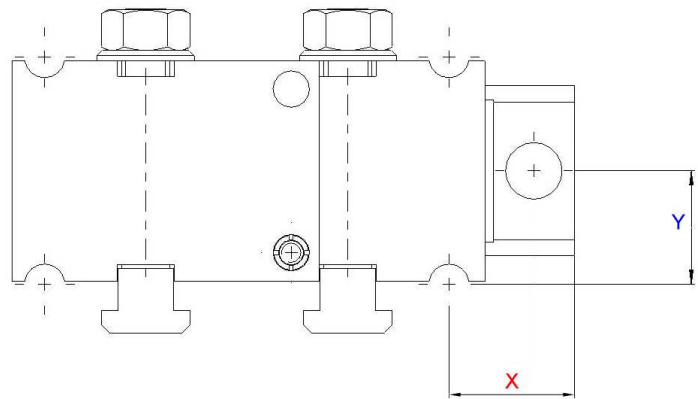

- shave tool holder TA ...
- porte-outil d'arasage TA ...
- porta-util calibrador TA ...
- portautensile calibratore TA ...

MS 32 : TA 00002.01 (Ø 10 - 32 mm)

MS18 : TA 00001.01 (Ø 3 - 15 mm)

03-07

GWS43
GWS60
GWS44



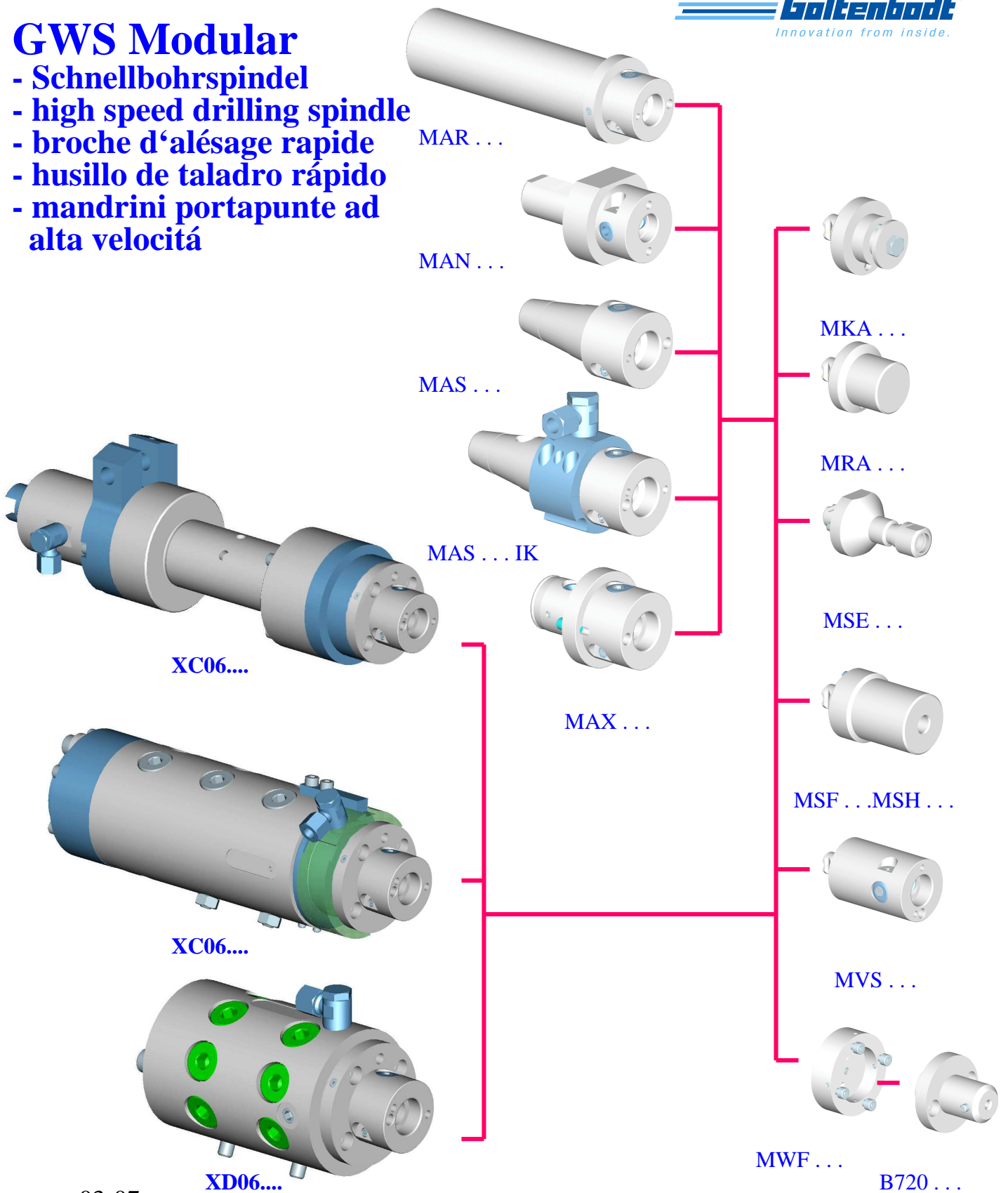
- GWS - Zwischenhalter für Gewinde-Rollkopf***
- intermediate holder for thread rolling head*
 - porte-outil intermédiaire pour tête à rouler les filets*
 - porta-util intermedio para cabezal para rodar roscas*
 - supporto intermedio testa a rullo per filetto*

Bestell-Nr./Order-No./ No. de référence/ Número de pedido/ Numero di ordinanza			*	Typ	
	X	Y			
CQ43002	12	15	Wagner	B8	Details bitte anfragen!!!
CQ44001	31	28	Wagner	B13	
CQ60001	60	20	Fette	T18	Details bitte anfragen!!!

03-07

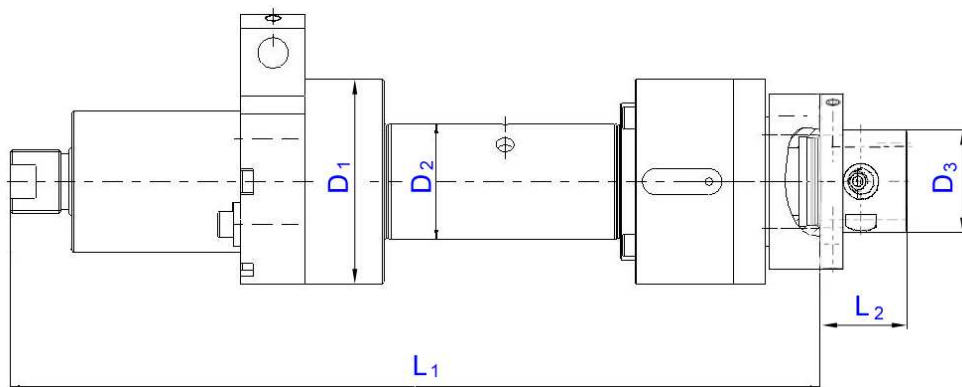

GWS Modular

- Schnellbohrspindel
- high speed drilling spindle
- broche d'alésage rapide
- husillo de taladro rápido
- mandrini portapunte ad alta velocità



03-07

GWS Modular

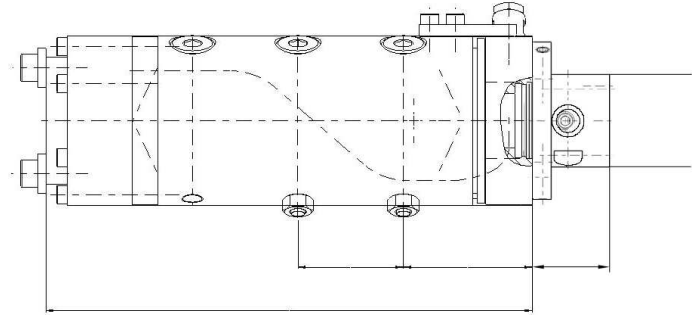
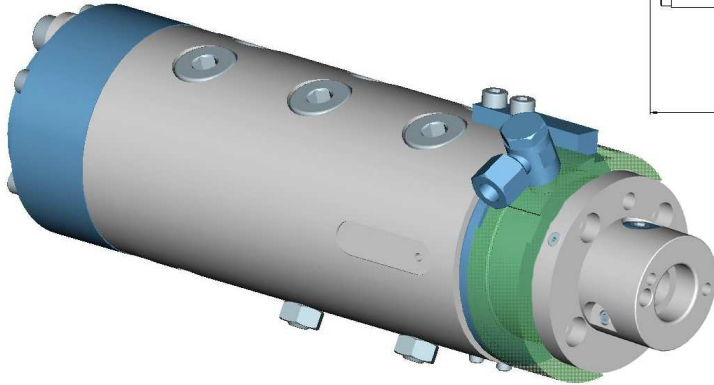


- GWS - Schnellbohrspindeln XC06 ...**
- high speed drilling spindles XC06 ...
 - broches de perçage rapide XC06 ...
 - husillos de taladro rápido XC06 ...
 - mandrini portapunte ad alta velocità XC06 ...

Bestell-Nr./Order No./ No. de référence/ Número de pedido/ Numero di ordinanza	für/for/pour/para/per	d1	d2	D	L	max. input 'p'
XC06019.01	Tornos Multi Deco 26.6/ 32.6 i	34	45	80	315,5	80 bar /1150 PSI
XC06020.01	Tornos Multi Deco 20.6 / 20.8	25	38	66,5	280	80 bar /1150 PSI

03-07

GWS Modular



GWS - Schnellbohrspindeln XC06 ...

- high speed drilling spindles XC06 ...
- broches de perçage rapide XC06 ...
- husillos de taladro rápido XC06 ...
- mandrini di foratura ad alta velocità XC06 ...

Bestell-Nr./Order No./ No. de référence:/ Número de pedido/ Numero di ordinanza	für/for/pour/para/per	d ₁	d ₂	L	l ₁	l ₂	max. input ' p '
XC06007.01	Index MS25 E	34	80	230,5	61	50	15-50bar *
XC06008.01	Index MS36 E	46					15-50bar *
XC06010.01	Schütte SF67	46	180	480	98	60	15-50bar *
XC06021.01	ZPS Euroturn 6x32 / 8x32	34	80	383	76,5	60	15-50bar *
XC06022.01	ZPS Euroturn 6x20	25	64	372,6	58,1	60	
XC06023.01	Schütte SF42						(3-20 bar)
XC06024.01	Schütte AF67						(3-20 bar)
XC06024.02	Schütte AF67						15-50bar *

* Bei Kühlmitteldrücken von **kleiner 20 bar**, bitte Kontakt mit Lieferwerk !

* in case of coolant pressures **lower than 20 bar** (approx. 300 PSI) please contact us !

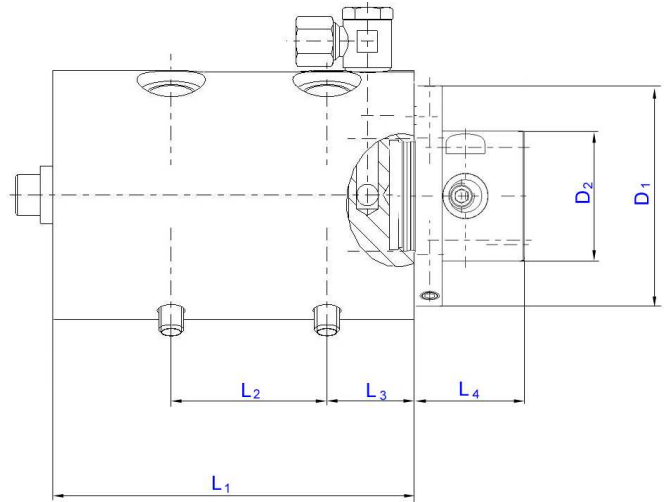

* pour des pressions de liquide d'arrosage **inférieures à 20 bar**, nous vous prions de prendre contact avec votre fournisseur!

* para presiones **inferiores a 20 bar**, contactar con el fabricante!

*Nel caso di pressioni del refrigerante **inferiore a 20 bar** mettersi in contatto con il fornitore!

03-07

GWS Modular



- GWS - Modular Grundhalter XD06 ...**
- modular baseholder XD06 ...
 - modular porte-base XD06 ...
 - porta-util modular XD06 ...
 - supporto di base modular XD06 ...


Bestell-Nr./Order No./ No. de référence/ Número de pedido/ Numero di ordinanza	Maschinentyp	d1	D	L	l ₁	l ₂	max. Druckbereich / max. Pressure / / presión máxima/
XD06001.01	Index MS25 E	34	80	116	28	50	3-50bar
XD06002.01	Index MS36 E	36	112	226			3-50bar
XD06003.01	Tornos MD20.6/8						3-50bar
XD06004.01	Tornos MD 32.6						3-50 bar

03-07

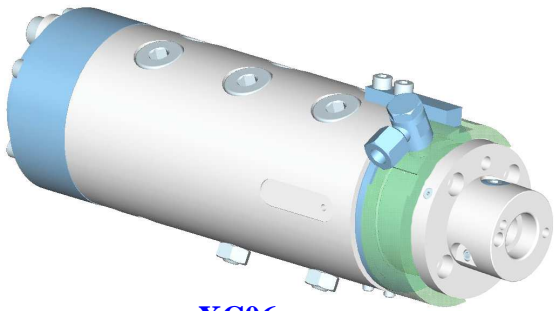
GWS Modular

- Grundhalter
- base holder
- porte-outil de base
- porta-util base
- supporto di base

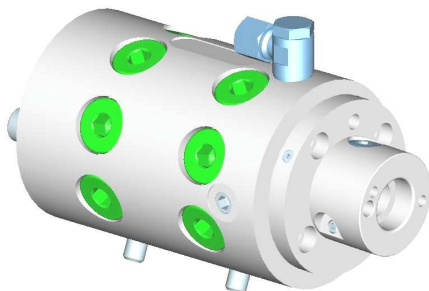
GWS - Schnellbohr-Spindel
High speed drilling spindle
Broche d'alésage rapide
Husillo de taladro rápido
Mandrini portapunte ad alta velocità




XC06...




XC06...




XD06...




MAR 32,40,50,70,80




MAN ...




MAS ...



MAS ... IK



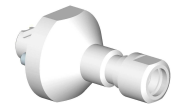
MAX ...




MKA ...



MRA ...



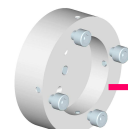
MSE ...




MSF ... /MSH ...



MVS ...



MWF ...

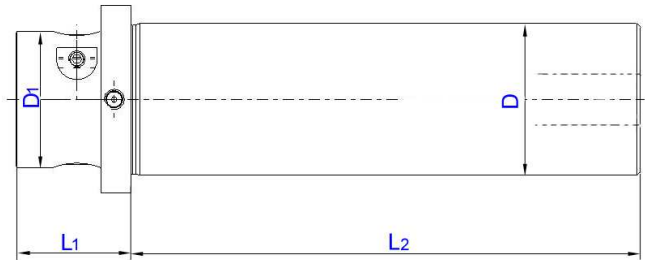



B720 ...

03-07

GWS Modular 32

GWS Modular 40



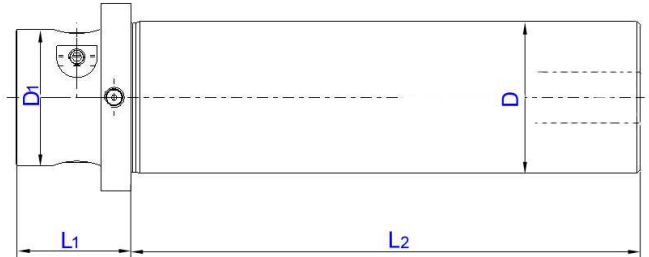

GWS - Modular Grundhalter MAR ...

- modular baseholder MAR ...
- porte-base modular MAR ...
- porta-util modular MAR ...
- supporto di base modular MAR ...

Bestell-Nr./Order No./ No. de référence/ Número de pedido/ Numero di ordinanza	GWS- Modular	D	d1	L1	L2	für/for/pour/para/per
MAR32001	32	32	32	29	90	Tornos AS14 ; SAS16....
MAR32002	32	22	32	29	90	Tornos AS14 ; SAS16....
MAR32003	32	22	32	24	116	Tornos AS14 ; SAS16....
MAR32004	32	16	32	24	22	
MAR40001	40	40	40	34	160	Gildemeister AS32 ; Schütte SF26
MAR40002	40	25,4	40	34	46	Index MS25
MAR40003	40	20	40	34	70	Gildemeister GS / GM20-6
MAR40004	40	30	40	30	50	Sonder
MAR40005	40	22	40	34	90	Tornos BS14 ; BS20
MAR40006	40	32	40	32,5	90	ACME 1" RA-6; New Britain Mod.51
MAR40007	40	38,1	40	35	60	
MAR40009	40	30	40	122	50	
MAR40011	40		40			
MAR40012	40	44,45	40	34	150	
MAR40013	40		40			
MAR40014	40		40			

03-07

GWS Modular50 GWS Modular70 GWS Modular86



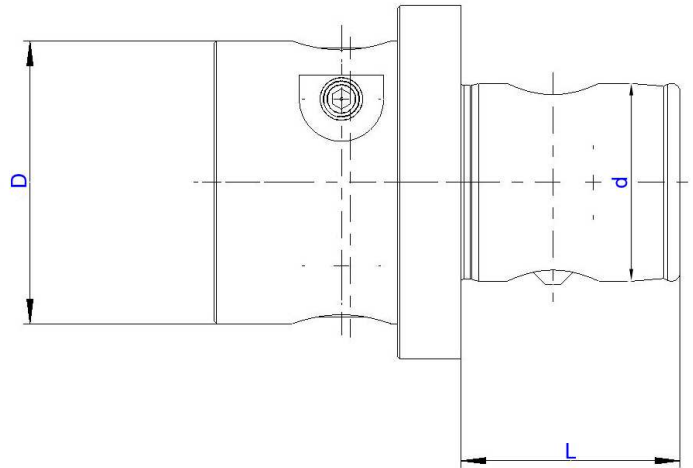

GWS - Modular Grundhalter MAR ...

- modular baseholder MAR ...
- porte-base modular MAR ...
- porta-util modular MAR ...
- supporto di base modular MAR ...

Bestell-Nr./Order No./ No. de référence/ Número de pedido/ Numero di ordinanza	GWS- Modular	D	d1	L1	L2	für/for/pour/para/per
MAR50001	50	50	50	28	160	Gildemeister AS32/48; Schütte SF26
MAR50001.01	50		50			
MAR50002	50	44,45	50	28	130	Wickman 1"-6
MAR50003	50	38,1	50	28	90	
MAR50003.01	50	38,1	50	28	90	ZPS Euroturn SAY 6/25-32
MAR50003.02	50	38,1	50	28	90	ZPS Euroturn SAY 6/25-32
MAR70001	70	50	70	45	180	Schütte SF42; 51
MAR70002	70	50,8	70	45	145	Wickman 1 3/8"-6; 1 3/4"-6; 2 1/4"-6
MAR70003	70	40	70	45	70	Index KS 25-50; Mupem....
MAR70004	70	57,15	70	45	130	New Britain Mod. 52; ACME 2 5/8"RB-6
MAR70005	70	63,5	70	45	130	New Britain Mod. 52; ACME 2 5/8"RB-6
MAR70006	70	60	70	45	180	Gildemeister AS100
MAR86001	86	63,5	86	52	170	Wickman 3 1/4"-6

03-07

GWS Modular32 GWS Modular40 GWS Modular50

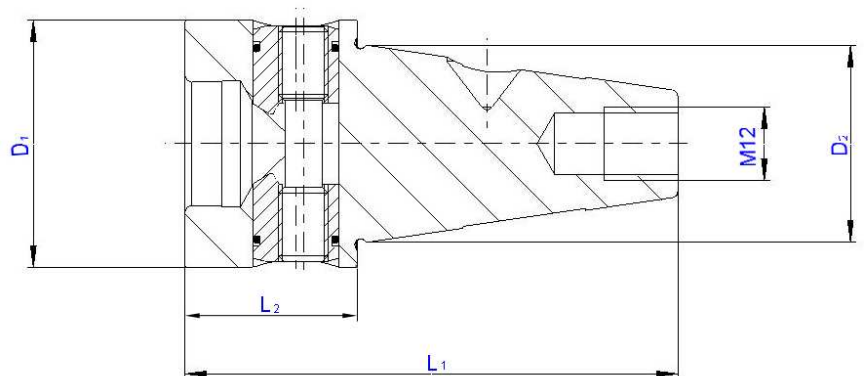



- GWS - Modular Grundhalter MAX ... (sonder)**
- modular baseholder MAX ... (special)
- porte-base modular MAX ... (spécial)
- porta-util modular MAX ... (especial)
- supporto di base modular ... (speciale)

Bestell-Nr./Order No./ No. de référence/ Número de pedido/ Numero di ordinanza	GWS- Modular	D	L1	L2	G ₁	G ₂	für/for/pour/para/per
MAX32001	32	15,7	38	42		M22x1,25	Tornos AS14; SAS16
MAX40003	40	25,4	49	46			
MAX40004	40	26,3	34	71	M12x1,5	S19,7x1,6	Boley
MAX40005	40	28	35	31			Komet ABS 50
MAX40006	40	32					Tornos Multideco 26 / 6
MAX40007	40	22	40	95	M12x1	M22x1	Tornos SAS 16.6
MAX50001	50	28	35	31			Komet ABS 50

03-07

GWS Modular40/ SK



GWS - Modular Grundhalter MAS ...


- modular baseholder MAS ...
- porte-base modular MAS ...
- porta-util modular MAS ...
- supporto di base modular MAS ...

Bestell-Nr./Order No./ No. de référence/ Número de pedido/ Numero di ordinanza	GWS- Modular	D	L1	L2	G1	SK	für/for/pour/para/per
MAS40001	40	31,75	30	50	M12	30	Gildemeister GS / GM20-6
MAS40002	40	44,45	30	65	M16	40	Gildemeister GM32-6; 35-6; 42-6
MAS40003	40	25,4	30	39,7	M10	25	Gildemeister GM16 AC, einteilig
MAS40004	40	25,4	30	39,7	M10	25	Gildemeister GM16 AC, zweiteilig
MAS40005	40	31,75	60		M12	30	Gildemeister GS / GM20-6
MAS40006	40					30	Gildemeister GMC20 ism
MAS40007	40					40	Gildemeister GMC35 ism

03-07

GWS Modular50/VDI 50

GWS Modular70/VDI 70



- GWS - Modular Grundhalter MAN ...***
- modular baseholder MAN ...*
 - porte-base modular MAN ...*
 - porta-util modular base MAN ...*
 - supporto di base modular MAN ...*


Bestell-Nr./Order No./ No. de référence:/ Número de pedido/ Numero di ordinanza	GWS- Modular	D ₁	D ₂	d	L ₁	L ₂	*
MAN50001	50	50mm	68mm	30mm	50mm	105mm	DIN69880 (VDI)
MAN50002	50	50mm	83mm	40mm	50mm	113mm	DIN69880 (VDI)
MAN50003	50	50mm	98mm	50mm	60mm	138mm	DIN69880 (VDI)
MAN70001	70	70mm	83mm	40mm	70mm	133mm	DIN69880 (VDI)
MAN70002	70	70mm	98mm	50mm	75mm	153mm	DIN69880 (VDI)

03-07

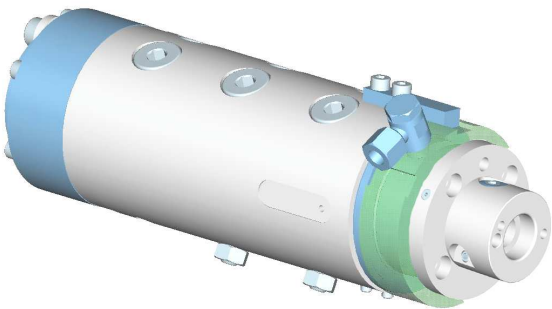
GWS Modular

- Wechselhalter
- changeholder
- porte-outil
- porta-util
- supporto multiuso

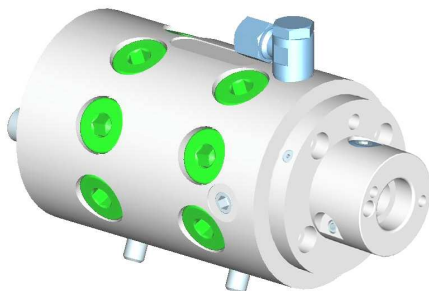
GWS - Schnellbohrspindel
High speed drilling spindle
Broche d'alésage rapide
Husillo de taladro rápido
Mandrini portapunte ad alta velocità



XC06...




XC06...




XD06...


03-07




MAR 32,40,50,70,80




MAN ...




MAS ...




MAS ... IK



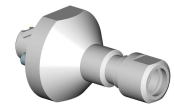
MAX ...




MKA ...



MRA ...




MSE ...



MSF ... /MSH ...



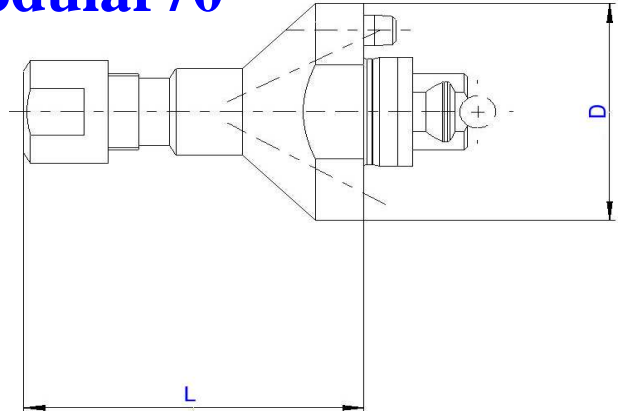
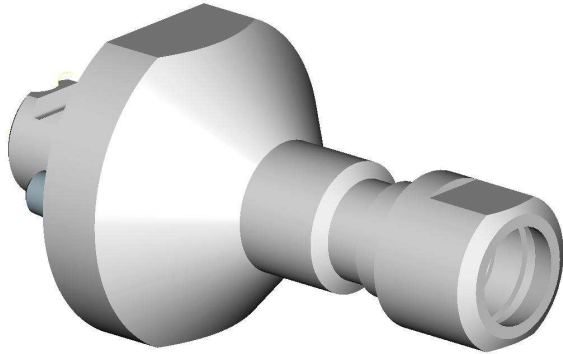
MVS ...



MWF ...

B720 ...

GWS Modular32;GWS Modular40 GWS Modular50;GWS Modular70

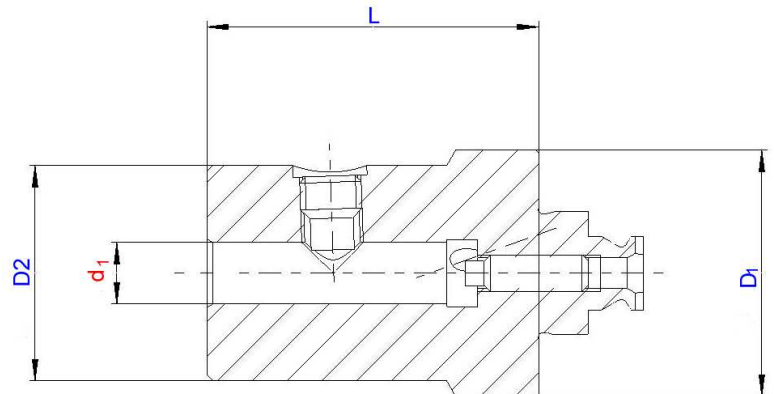



**GWS - Modular Wechselhalter MSE ... für Zangen ER/ESX
modular changeholder MSE ... for collets ER/ESX
porte-outil modular MSE ... pour pinces ER/ESX
porta-util modular MSE ... para pinzas ER/ESX
portautensile modulare MSE ... per pinze ER/ESX**

Bestell-Nr./Order No./ No. de référence/ Número de pedido/ Numero di ordinanza			für/for/pour/para/per
	D	L	
MSE32001	32	45	ER11
MSE32002	32	63	ER11
MSE32003	32	80	ER11
MSE32004	32	max.48,5	ER16/ESX16
MSE40001	40	56	ER11
MSE40002	40	76	ER11
MSE40003	40	max.43,5	ER16/ESX16
MSE40004	40	max.54	ER25/ESX25
MSE40005	40	max.65,5	ER32/ESX32
MSE40006	40	max.79	ER25/ESX25
MSE40007	40	max.90,5	ER32/ESX32
MSE40008	40	max.64	ER25/ESX25
MSE50001	50	69	ER16/ESX16
MSE50002	50	64	ER25/ESX25
MSE50003	50	69	ER40/ESX40
MSE70001	70	max.92	ER25/ESX25
MSE70002	70	max.64	ER32/ESX32
MSE70003	70	max.68	ER40/ESX40
MSE70004	70	max.75	ER50/ESX50

03-07

GWS Modular 40

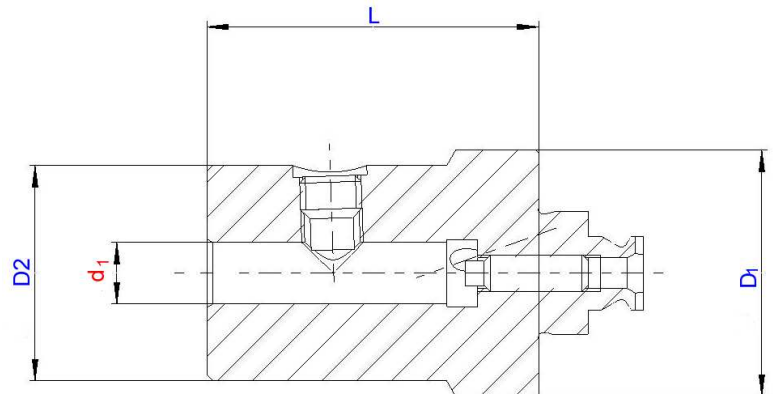



- GWS - Modular Wechselhalter MSF ...***
- modular changeholder MSF ...*
 - porte-outil modular MSF ...*
 - porta-util modular MSF ...*
 - supporto multiuso modular MSF ...*

Bestell-Nr./Order No./ No. de référence/ Número de pedido/ Numero di ordinanza	GWS- Modular	D ₁	D ₂	d ₁	L	*
MSF40002	40	40mm	35mm	10mm	54mm	DIN1835
MSF40003	40	40mm	39mm	16mm	62mm	DIN1835
MSF40004	40	40mm	28mm	8mm	50mm	DIN1835
MSF40005	40	40mm	39mm	12mm	59mm	DIN1835
MSF40006	40	40mm	39mm	20mm	62mm	DIN1835
MSF40007	40	40mm	25mm	6mm	40mm	DIN1835
MSF40008	40	40mm	39mm	14mm	60mm	DIN1835
MSF40009	40	40mm	28mm	4mm	40mm	DIN1835
MSF40010	40	40mm	39mm	3/4"	62mm	DIN1835
MSF40011	40	40mm	28mm	8mm	85mm	DIN1835
MSF40012	40	40mm	35mm	10mm	85mm	DIN1835
MSF40013	40	40mm	44,9mm	25,4mm	62mm	DIN1835
MSF40014	40	40mm	39mm	15mm	59mm	DIN1835
MSF40015	40	40mm	44,9mm	25mm	67mm	DIN1835
MSF40016	40	40mm	28mm	18mm	40mm	DIN1835

03-07

GWS Modular 50

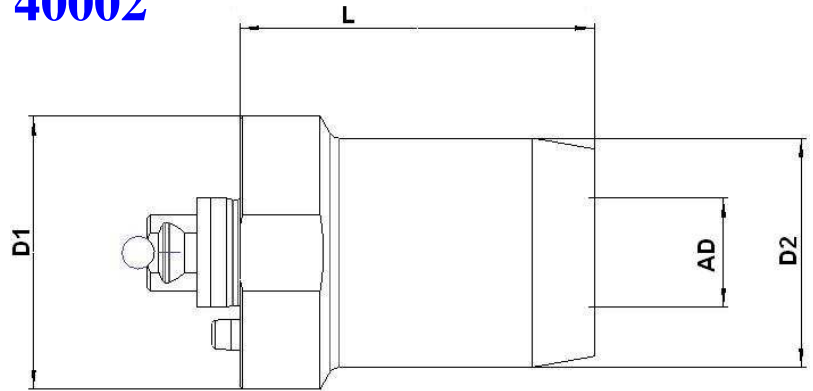


- GWS - Modular Wechselhalter MSF ...***
- modular changeholder MSF ...*
 - porte-outil modular MSF ...*
 - porta-util modular MSF ...*
 - supporto multiuso modular MSF ...*

Bestell-Nr./Order No./ No. de référence/ Número de pedido/ Numero di ordinanza	GWS- Modular	D ₁	D ₂	d ₁	L	*
MSF50001	50	50mm	28mm	6mm	50mm	DIN1835
MSF50002	50	50mm	28mm	8mm	50mm	DIN1835
MSF50003	50	50mm	35mm	10mm	54mm	DIN1835
MSF50004	50	50mm	48mm	12mm	62mm	DIN1835
MSF50005	50	50mm	48mm	14mm	62mm	DIN1835
MSF50006	50	50mm	48mm	16mm	62mm	DIN1835
MSF50007	50	50mm	48mm	25mm	65mm	DIN1835
MSF50008	50	50mm	56mm	32mm	65mm	DIN1835

03-07

GWS-Modular MSH 40001 MSH 40002



Rundlaufgenauigkeit : 0.003 mm
Concentricity : 0,003 mm
Concentricité : 0,003 mm

Hydrodehnspannfutter
präzise, robust, zuverlässig
Hydraulic expansion toolholder
precise, reliable, robust
Mandrin à serrage hydraulique
précis, robuste, fiable



	GWS-Modular	D1	D2	L	AD
MSH 40001	40	50	42	65	20
MSH 40002	40	40	32	65	12

Reduzierhülsen für MSH 40001/40002
Reduction Sleeves for MSH 40001/40002
Douilles de réduction pour MSH 40001/40002

Bestell.-Nr.	MSH 40001	Bestell.-Nr.	MSH 40002
Order No.	AD - iD	Order No.	AD - iD
7520 . 060	20mm/6mm	7512 . 040	12mm/4mm
7520 . 080	20mm/8mm	7512 . 050	12mm/5mm
7520 . 100	20mm/10mm	7512 . 060	12mm/6mm
7520 . 120	20mm/12mm	7512 . 080	12mm/8mm
7520 . 140	20mm/14mm	7512 . 100	12mm/10mm
7520 . 160	20mm/16mm		

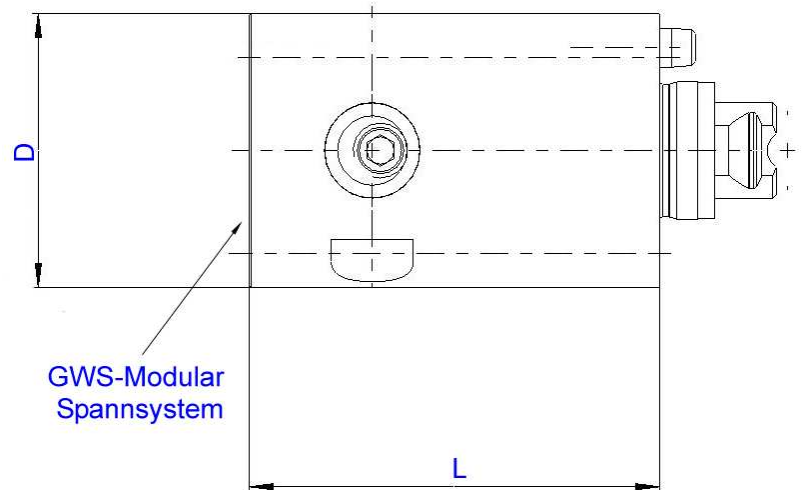

03-07

Göltebodt Präzisionswerkzeugfabrik GmbH

Röntgenstraße 18-22 D-71229 Leonberg-Höfingen

Tel: 07152 / 92818-0 Fax: 07152 / 92818-18 E-mail: info@goeltenbodt.de Homepage: www.goeltenbodt.de

GWS Modular40




GWS - Modular Verlängerung MVS ...

- modular MVS ...
- allonge modular MVS ...
- porta-util modular MVS ...
- prolunga modulare MVS ...

Bestell-Nr./Order No./ No. de référence/ Número de pedido/ Numero di ordinanza	GWS- Modular	D	L
MVS40001	40	40mm	60mm

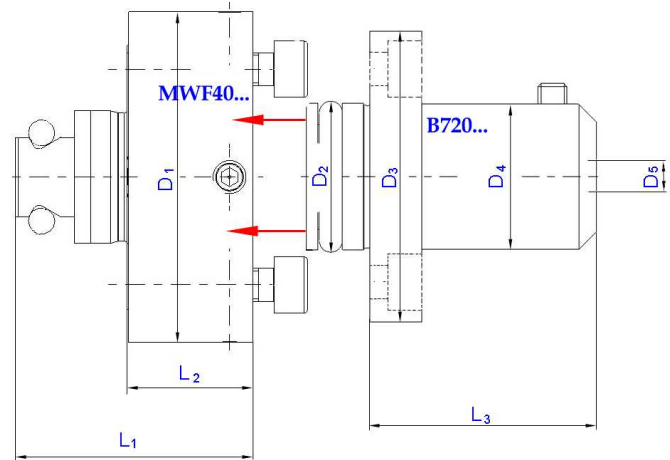
03-07

GWS Modular40



MWF ..

B720 ..



GWS - ModularWechselhalter MWF ...+B720...

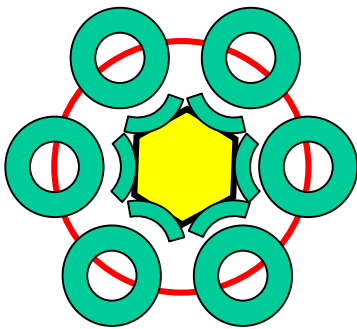
- modular changeholder MWF ...+B720...
- porte-outil modular MWF ...+B720...
- porta-util modular MWF ...+B720...
- supporto multiuso modular MWF ...+B720...

Bestell-Nr./Order No./ No. de référence/ Número de pedido/ Numero di ordinanza	GWS- Modular	D ₁	D ₂	D ₃	D ₄	D ₅	L ₁	L ₂	L ₃
MWF40001	40	62mm					36mm	19mm	
B72008020	40		40,6mm	62mm	25mm	5 _{H6}			38,5mm
B72008021	40		40,6mm	62mm	25mm	6 _{H6}			38,5mm
B72008022	40		40,6mm	62mm	25mm	8 _{H6}			38,5mm
B72008023	40		40,6mm	62mm	25mm	10 _{H6}			38,5mm
B72008024	40		40,6mm	62mm	25mm	12 _{H6}			38,5mm
B72008025	40		40,6mm	62mm	36mm	16 _{H6}			51,5mm
MWF40002	40	50mm					36mm	19mm	
B72008028	40		25,2mm	50mm	25mm	5 _{H6}			38,5mm
B72008029	40		25,2mm	50mm	25mm	6 _{H6}			38,5mm
B72008030	40		25,2mm	50mm	25mm	7 _{H6}			38,5mm
B72008031	40		25,2mm	50mm	25mm	8 _{H6}			38,5mm
B72008032	40		25,2mm	50mm	25mm	10 _{H6}			38,5mm
B72008033	40		25,2mm	50mm	25mm	12 _{H6}			38,5mm
B72008034	40		25,2mm	50mm	25mm	14 _{H6}			38,5mm
B72008035	40		25,2mm	50mm	25mm	15 _{H6}			38,5mm

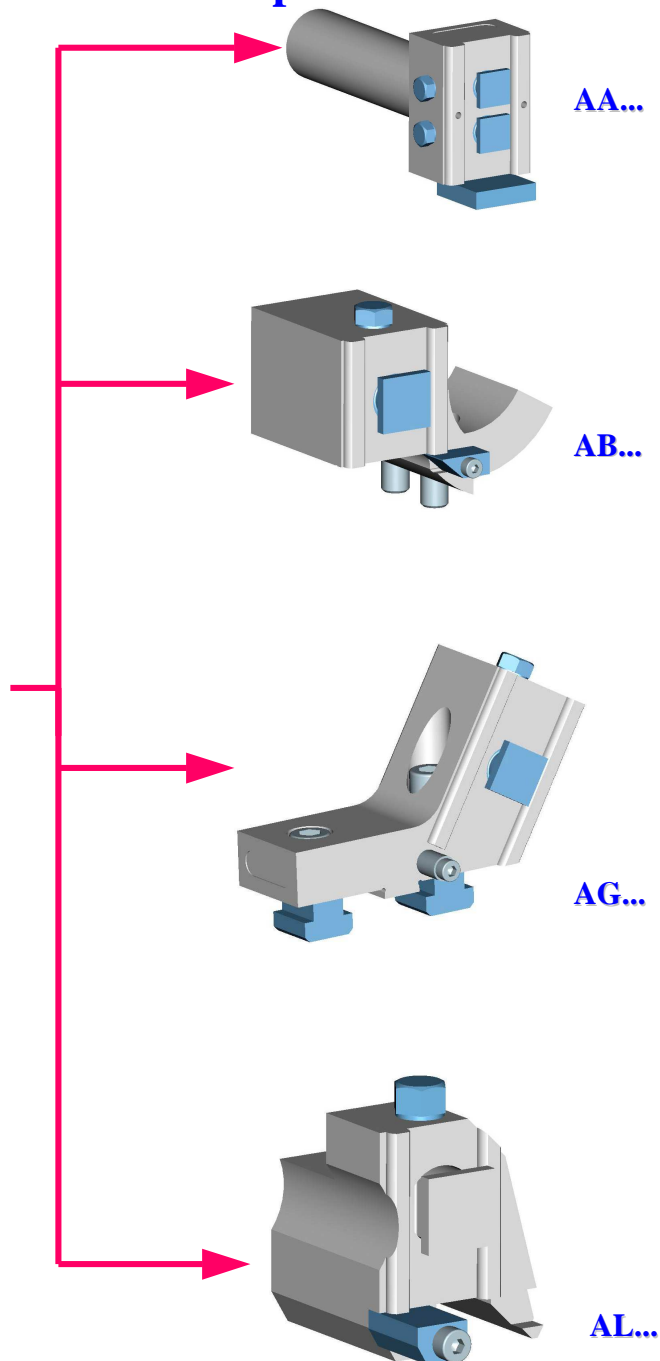
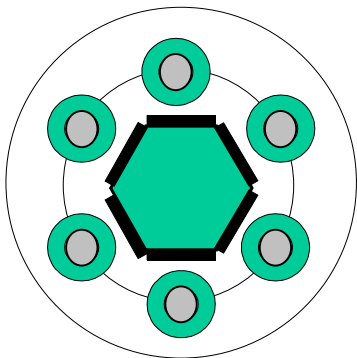
03-07

GWS - Grund- und Wechselhalter für Längsbearbeitung

- base- and changeholder for endworkingslide
- bases et porte outils pour chariot longitudinal
- porta-herramientas base y portaútiles para mecanizados desde las pinolas
- supporto di base e multiuso per lavorazione longitudinale

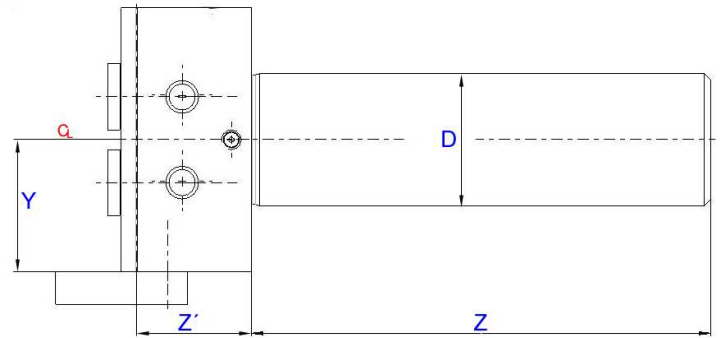
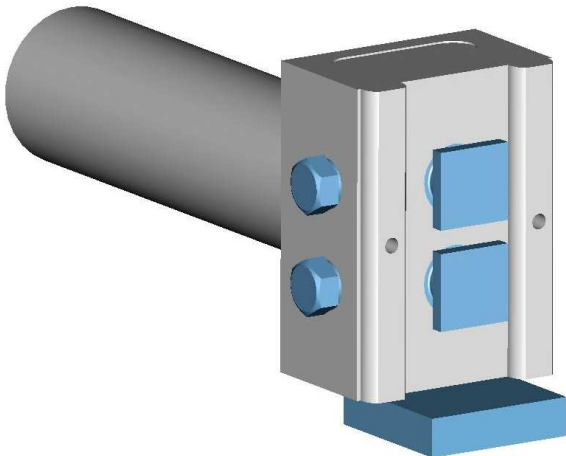


Maschinen-Längsschlitten /
endworkingslide /
chariots longitudinaux /
carro longitudinal de la
maquina /
slitta macchina longitudinale



03-07

GWS 09
GWS 10
GWS 11
GWS 12



GWS - Überdrehgrund-Halter

- knee turners

- porte-outils a chariots

- porta-util de cilindrar

- supporto di base per tornitura esterna

(für Längsschlitten)

(for main slide)

(pour chariots longitudinaux)

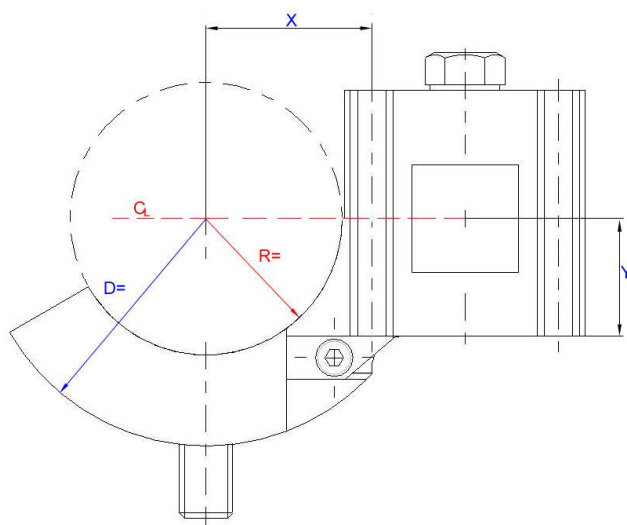
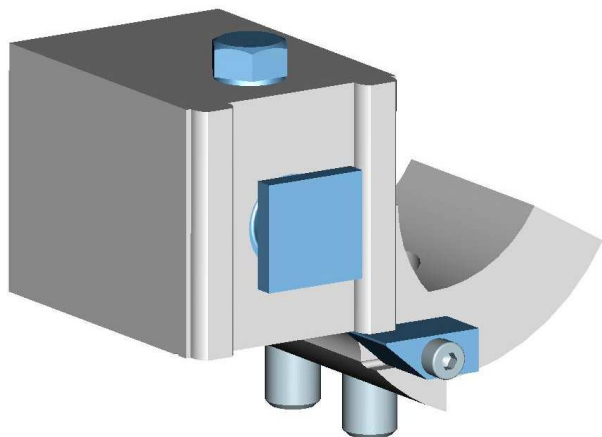
(para carros longitudinales)

(per slitta longitudinale)

Bestell-Nr./Order-No.:/ No. de référence/ Número de pedido/ Numero di ordinanza	System	D	Z	Z'	Y	Bemerkung
AA09001	09	18h6	50	14,5	20	Tornos AS14;SAS16; Station 1-4
AA10001	10	50g6	160	34	37	
AA10003	10	50	160	34	37	
AA11001	11	50h6	160	38	43	Anschlag außen liegend
AA11002	11	40h6	90	38	43	Anschlag außen liegend
AA11003	11	40h6	140	38	34	Anschlag außen liegend
AA11004	11	60h6	160	38	43	Anschlag außen liegend
AA12001	12	64h6	145	25	41	Anschlag aufliegend
AA12002	12	60h6	160	34	43	
AA12003	12	50h6	160	34	43	

03-07

GWS 06 GWS 10



GWS - Überdrehgrundhalter

- knee turners
- porte-outils a charioter
- porta-util de cilindrar
- supporto di base per tornitura esterna

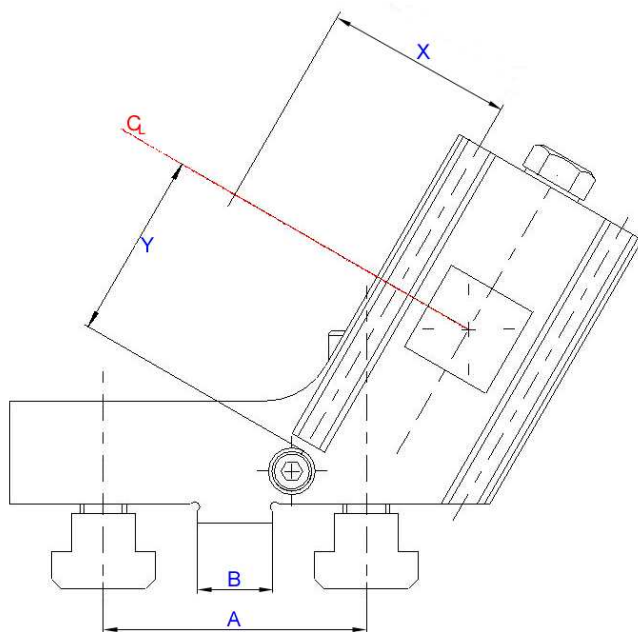
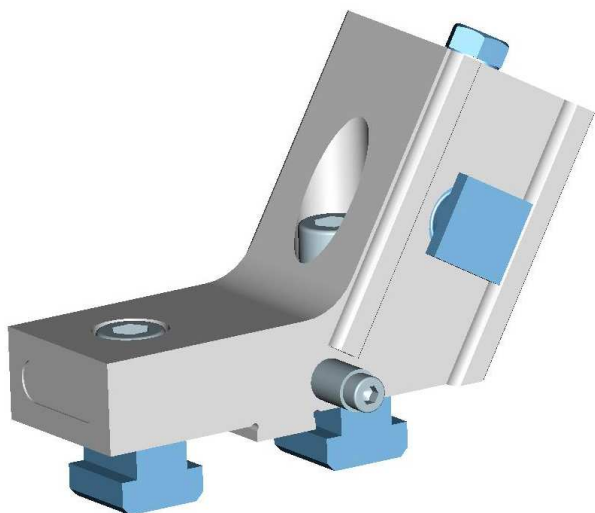
(für Längsschlitten)

- (for main slide)
- (pour chariots longitudinaux)
- (para carros longitudinales)
- (per slitta longitudinale)

für/for/pour/para/per						Station/Position Poste/Posición Posizione	Bestell-Nr./Order-No./ No. de référence/ Número de pedido/ Numero di ordinanza
		D	R	X	Y		
ZPS SAY	6x25	80	26	32,00	22	1-5	AB06002
ZPS SAY	6x20	64		30	22	1-5	AB06003
ZPS SAY	6x25	80	26	32	22	1-5	AB06004
ZPS SAY	6x26/32	80	26	31	22	1-5	AB10005
ZPS SAY	6x42	112	33,5	38,5	30		AB10006
Tornos	MD26.6/32.6	85	25,5	31	22	1-5	AB10014
Tornos	MD26.6/32.6	85	25,5	31	22	1-5	AB10015
Tornos	MD20.6	67	23,5	30	22	1-5	AB10018
Tornos	MD20.6	67	23,5	30	22	1-5	AB10019
Index	MS25	80	26	30	22	1-5	AB10001
Index	MS25	80	26	30	22	1-5	AB10002
Index	MS36	112	67	36	30	1-5	AB10003
Index	MS36	112	67	36	30	1-5	AB10004
Index	MS25	80	25,5	30	22	1-5	AB10016
Index	MS25	80	25,5	30	22	1-5	AB10017

03-07

GWS 07
GWS 08
GWS 10



GWS - Überdreh-Halter

- knee turners
- porte-outils a charioter
- porta-util de cilindrar
- supporto di base per tornitura esterna

(für Längsschlitten)

(for main slide)

(pour chariots longitudinaux)

(para carros longitudinales)

(per slitta longitudinale)

für/for/pour/para/per						Station/Position Poste/Posición Posizione	Bestell-Nr./Order-No.:/ No. de référence/ Número de pedido/ Numero di ordinanza
		A	B	X	Y		
Wickman	5/8"-6	41,28	8,25	16,00	22	1-5	AG07001
Wickman	1"-6	50,8	12	17,67	30	1-5	AG08001.00
Wickman	1 3/4"; 1 3/8"	47,2	14,3	31,5	30	1-5	AG10001
Wickman	2 1/4"-6	63,5	19,05		34	1-5	AG10009

03-07

GWS 06

GWS - Überdrehgrund-Halter

- knee turners

- porte-outils a chariotes

- porta-util de cilindrar

- supporto di base per tornitura esterna

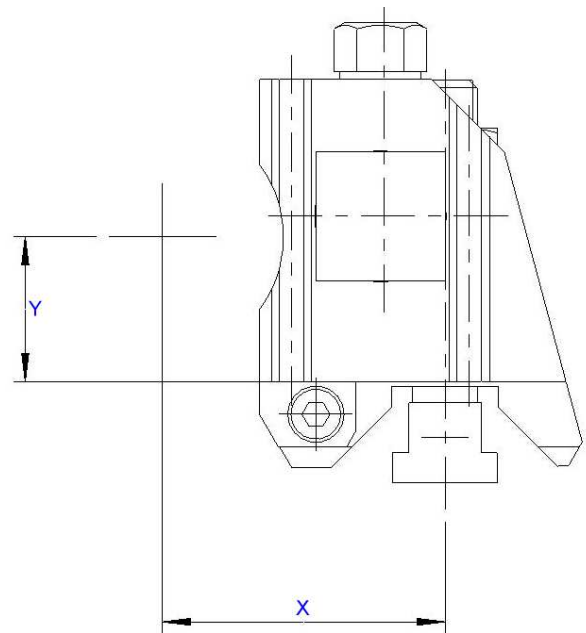
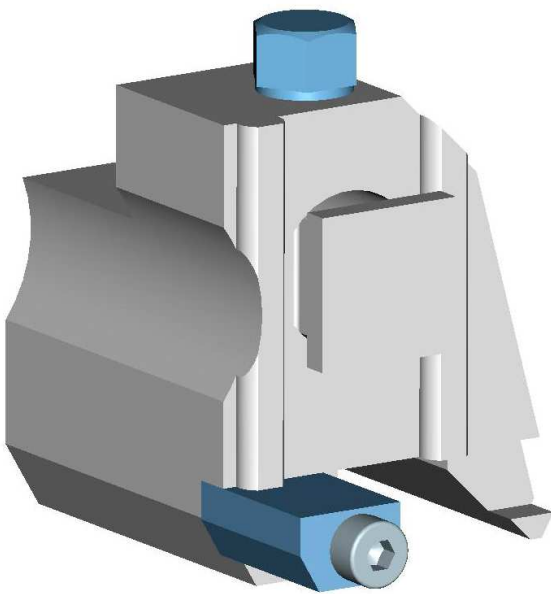
(für Längsschlitten)

(for main slide)

(pour chariots longitudinaux)

(para carros longitudinales)

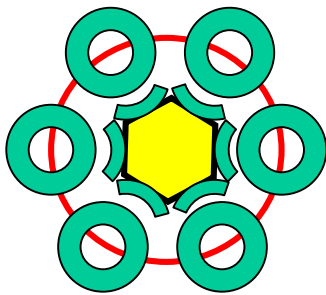
(per slitta longitudinale)



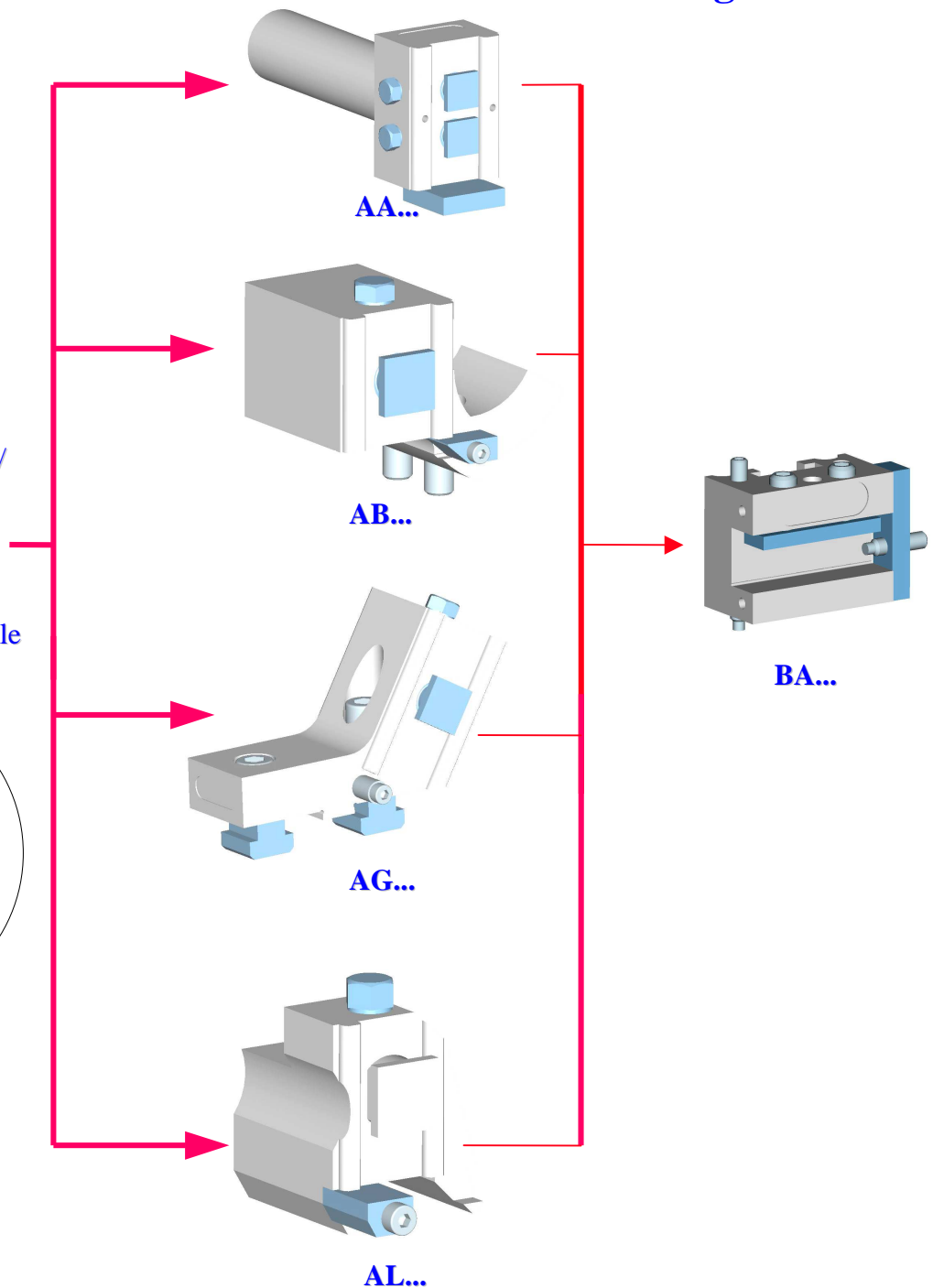
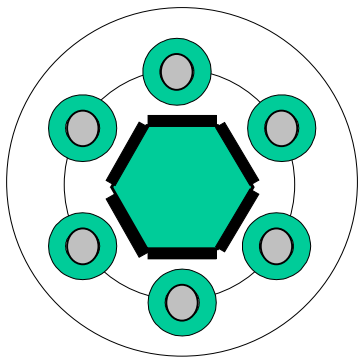
für/for/pour/para/per					Station/Position Poste/Posición Posizione	Bestell-Nr./Order-No./ No. de référence/ Número de pedido/ Numero di ordinanza
		R	X	Y		
Tomos	AS14;SAS16	15	35,00	18	1-5	AL06001
Tomos	AS14;SAS16		35,00	18	1-5	AL06004

03-07

GWS - Grund-und Wechselhalter für Längsbearbeitung
 - base- and changeholder for endworkingslide
 - bases et porte outils pour chariot longitudinal
 - porta-herramientas base y portaútiles para mecanizados desde las pinolas
 - supporto di base e multiuso per lavorazione longitudinale

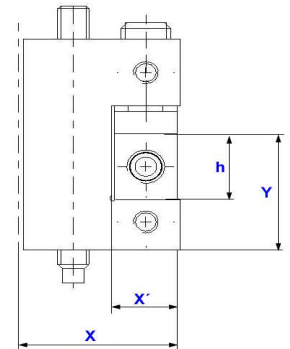
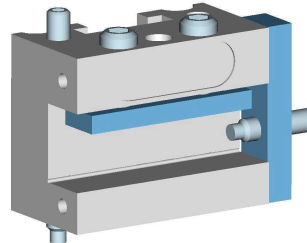


Maschinen-Längsschlitten /
 endworkingslide /
 chariots longitudinaux /
 carro longitudinal de la
 maquina /
 slitta macchina longitudinale



03-07

GWS 06, 07, 08, 10 Sonder / special / spéciaux especial / speciale ...



GWS - Überdrehgrund-Halter

- knee turners

- porte-outils a charioter

- porta-util de cilindrar

- supporto di base per tornitura esterna

(für Längsschlitten)

(for main slide)

(pour chariots longitudinaux)

(para carros longitudinales)

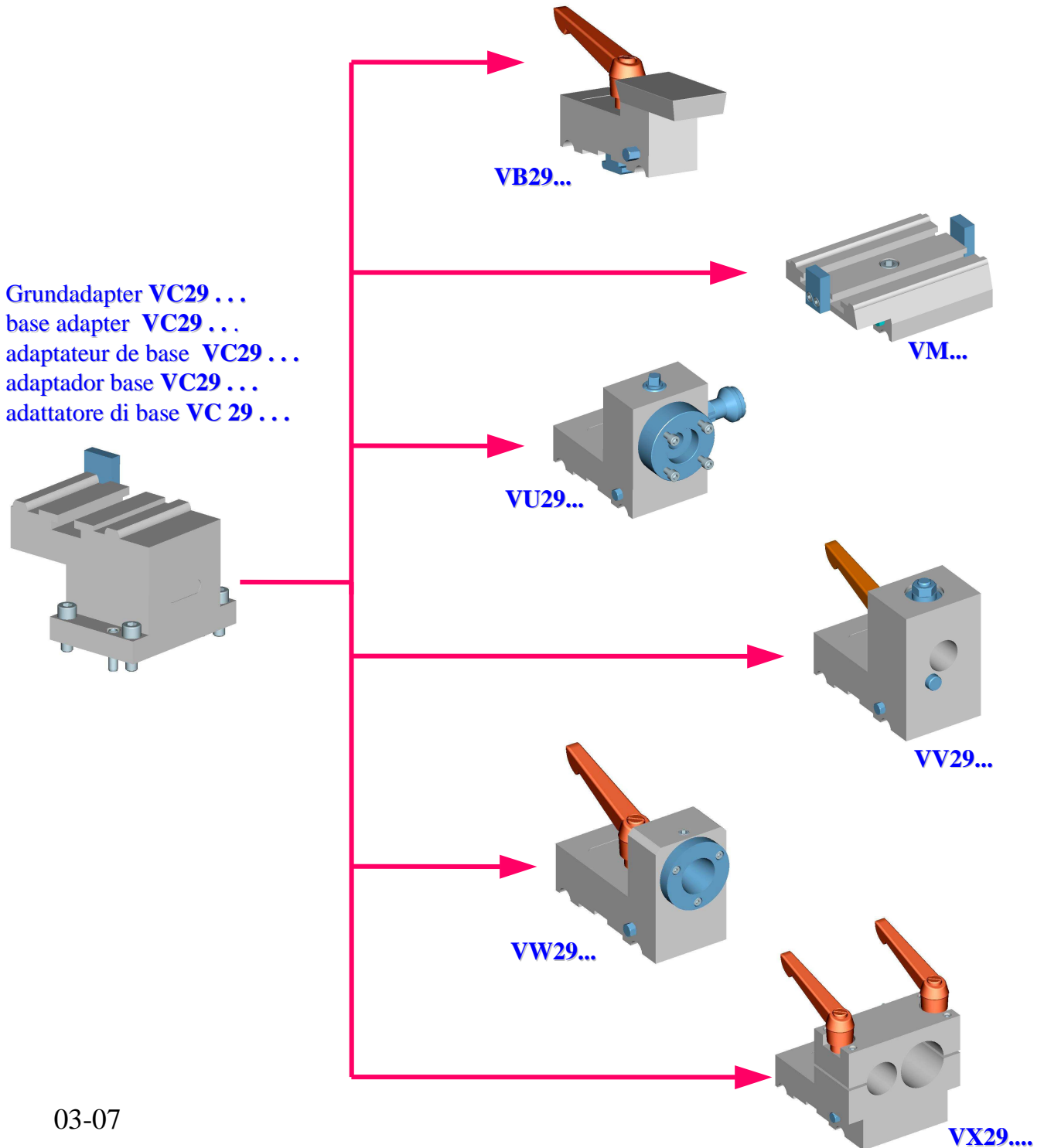
(per slitta longitudinale)

für/for/pour/para/per						Bestell-Nr./Order-No./ No. de référence/ Número de pedido/ Numero di ordinanza	Grundhalter/ Baseholder/ Porte util de base/ porta-util base/ supporto di base
		X	X'	Y	h		
Index	MS25	25,8	11	21	12	BA10027	AB10001
Index	MS25	25,8	11	21	12	BA10027	AB10002
Index	MS36	27	12	22	12	BA10006.01	AB10003
Index	MS36	27	12	22	12	BA10006.01	AB10004
Tornos	MD26.6	25,8	11	21	12	BA10027	AB10014
Tornos	MD26.6	25,8	11	21	12	BA10027	AB10015
Tornos	MD20.6	25,8	11	21	12	BA10027	AB10018
Tornos	MD20.6	25,8	11	21	12	BA10027	AB10019
Tornos	AS14 SAS16	24,3	8	18	8	BA06001	AL06001/AL06004
Wickman	5/8"-6	24,3	12	21,5	12	BA07002	AG07001
Wickman	1"-6	26,8	12	26	13	BA08004	AG08001.00
Wickman	1 3/4"; 1 3/8"	31,8	16	29	16	BA10004	AG10001
Wickman	2 1/4"-6					*	*
ZPS SAY	6x25	25	12	21	12	BA06006	AB06002.04
ZPS SAY	6x20					*	*
ZPS SAY	6x25	25,8	11	21	12	BA10027	AB10005
ZPS SAY	6x26/32					*	*
ZPS SAY	6x42	27	12	22	12	BA10006.01	AB10006
Gildemeister	AA48	31,8	16	24	16	BA10016	AG10019
Gildemeister	AS67	25,8	11	21	12	BA10027	AG10023
Gildemeister	AS48	29,8	13	29	16	BA10005	AG10027
Gildemeister	AS48	40,8	16	36	16	BA10008	AG10027
Gildemeister	AS32	26,8	12	24	12	BA10009	AG10007

03-07

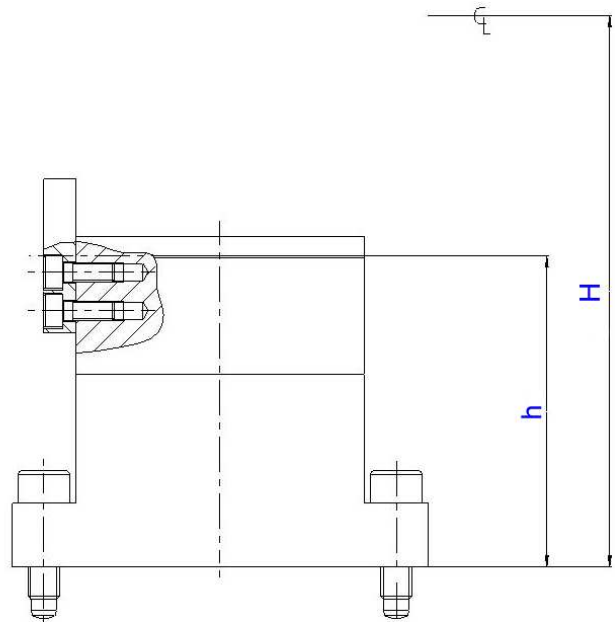
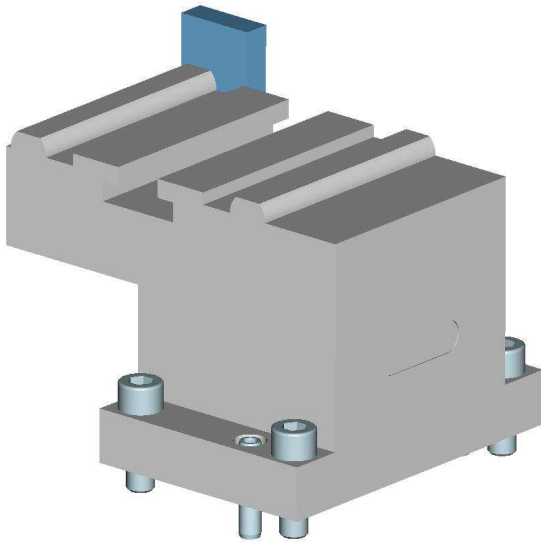
GWS - Grund-u. Wechseladapter für Werkzeugvoreinstellung

- base- and changeadapter for tool presetting
- adaptateur base et d'échange pour pré réglage de porte-outil
- adaptador base y de cambio para reglaje previo de herramientas
- adattatore di base e scambiabile per preimpostazione utensile



03-07

GWS 29

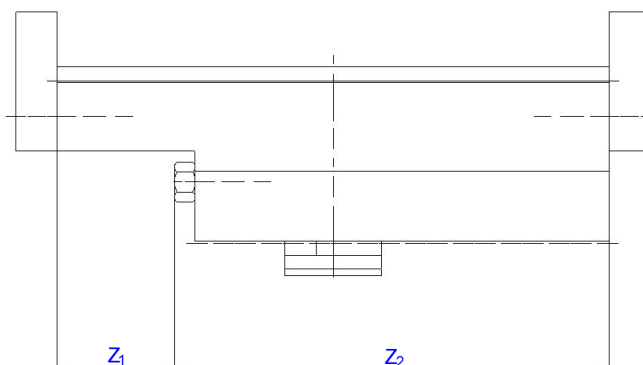
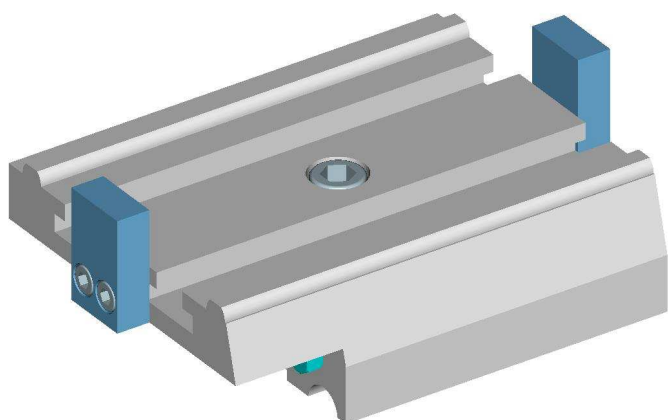


- GWS - Grundadapter VC29 ...**
- base adapter VC29 ...
- adaptateur de base VC29 ...
- adaptador base VC29 ...
- adattatore di base VC29 ...

Bestell-Nr./Order No./ No. de référence/ Número de pedido/ Numero di ordinanza	GWS	für/for/pour/para/per	CL	L	B	*
VC29002	29	Tornos Yerli MD-01	172	150	130	GWS A00001
VC29011	29	Kelch	140	150	130	GWS A00001
VC29012	29	Zoller	172	150	130	GWS A00001
VC29013	29	Bodmer	160	150	130	GWS A00001
VC29015	29	De Vlieg	205	150	130	GWS A00001

03-07

GWS 29

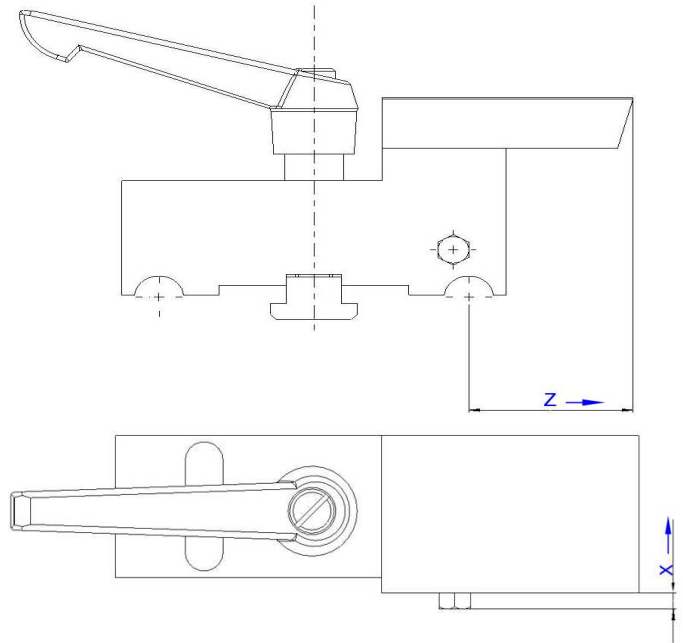
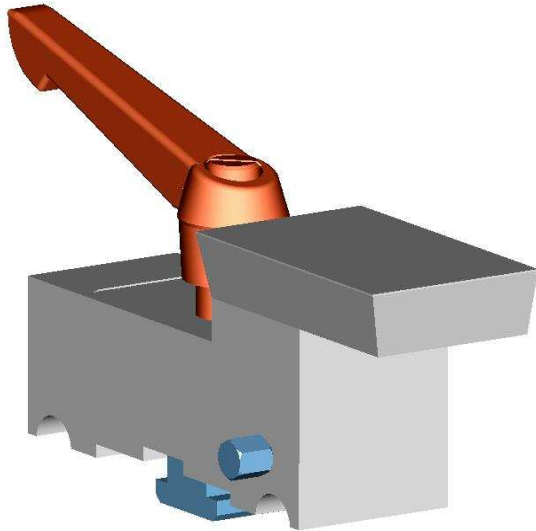


- GWS - Wechseladapter VM ...**
- change adapter VM ...
- adaptateur d'échange VM ...
- adaptador de cambio VM ...
- adattatore scambiabile VM ...

Bestell-Nr./Order No./ No. de référence/ Número de pedido/ Numero di ordinanza	GWS **/**	X	Z ₁	Z ₂	für/for/pour/para/per
VM02001	29 / 02	50	15		
VM03001	29 / 03	30	5	55	FE03....
VM06001	29 / 06	30	21	31	FE06....
VM06002.03	29 / 06	53	16		BA06....
VM07001	29 / 07	45	8	54	BA07....
VM08003.01	29 / 08	53	16		BA08....
VM09001	29 / 09	53	6	56	FE09....
VM10003.01	29 / 10	53	14	49	BA10....
VM10003.05	29 / 10	53	14		BA10....
VM10004.00	29 / 10	53	6	86	FB10....
VM11003.01	29 / 11	57	8		FB11....
VM11004.03	29 / 11	53	6		BA11....
VM11006.06	29 / 11	53	14		FB12....
VM12002.01	29 / 12	30	6		FB12....
VM12002.02	29 / 12	30	6		FB12....
VM12005.01	29 / 12	53	16		FB12....
VM43006	29 / 43	49	6	91	BC43....; EC43....; PA43....; TA43....; CQ43....
VM44001	29 / 44	0	34	126	CK44....; CU44....; PA44....; PD44....; TA44....; CQ44....
VM60001	29 / 60	12,5	6	146	CK60....; CU60....; PA60....; PD60....; TA60....; CQ60....

03-07

GWS 29



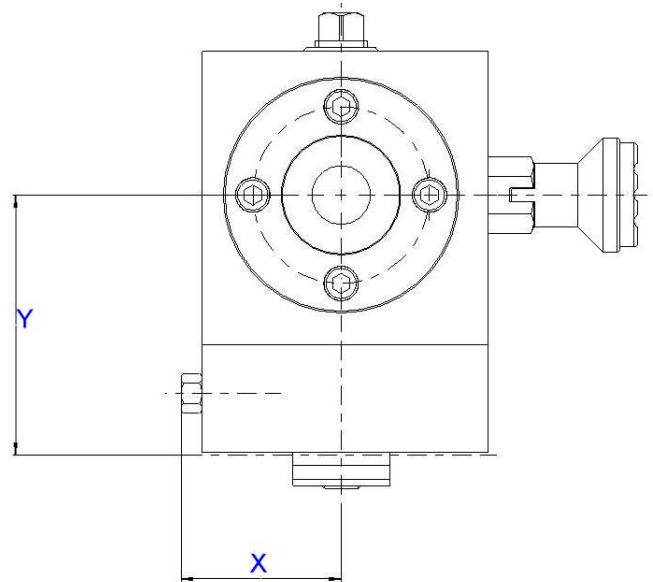

GWS - Eichmeister VB29 ...

- calibration piece VB29 ...
- calibre de réglage VB29 ...
- porta-util calibrador VB29 ...
- campione di calibrazione VB29 ...

Bestell-Nr./Order No./ No. de référence/ Número de pedido/ Numero di ordinanza	GWS	Z →	X ↑	
VB29001	29	53	5	VC29002
				VC29006
				VC29007
				VC29011
				VC29012
				VC29013
				VC29014
				VC29015

03-07

GWS 29

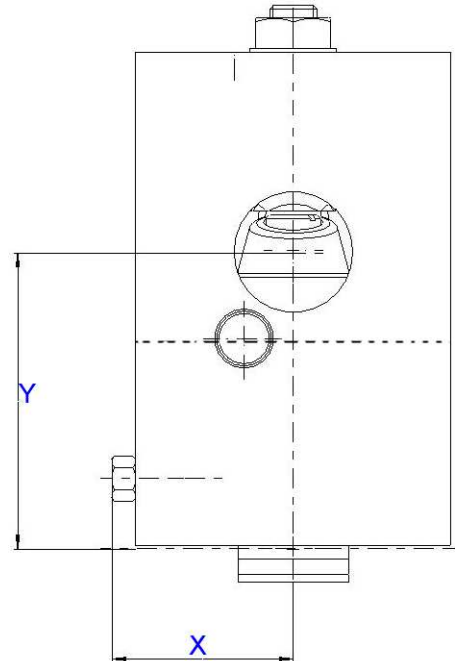
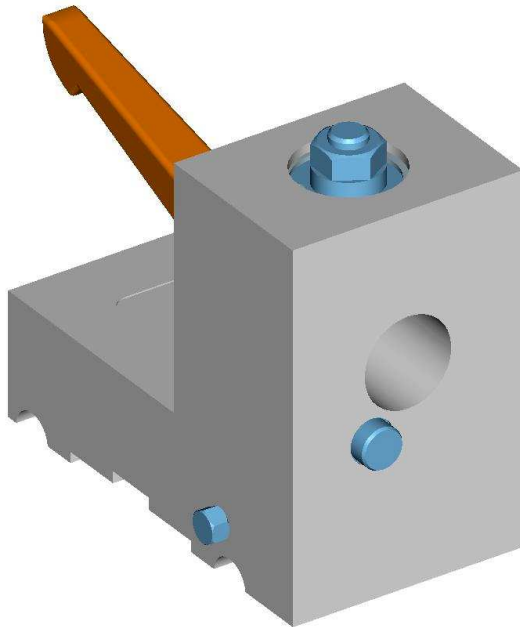


- GWS - Wechseladapter VU29 ...**
- change adapter VU29 ...
- adaptateur d'échange VU29 ...
- adaptador de cambio VU29 ...
- adattatore scambiabile VU29 ...

Bestell-Nr./Order No.:/ No. de référence/ Número de pedido/ Numero di ordinanza	GWS	X	Z	für/for/pour/para/per
VU29005.01	29 / 32	46	44	MSE32....
VU29005.02	29 / 40+50	46	44	MSE40....; MSE50....
VU29005.03	29 / 70	46	61	MSE70....
VU29005.04	29 / 86	46	66	MSE86....
VU29005.05	29	46	36	Schaublin 62
VU29005.06	29	46	54	Komet ABS 50
VU29005.07	29	46	68	HSK 40
VU29006	29	46	50	MSE60....

03-07

GWS 29

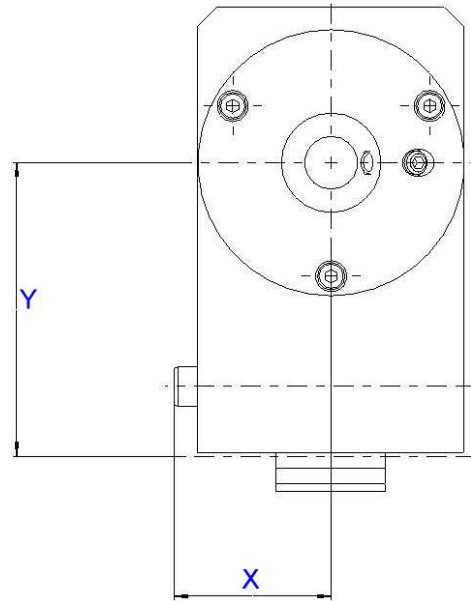
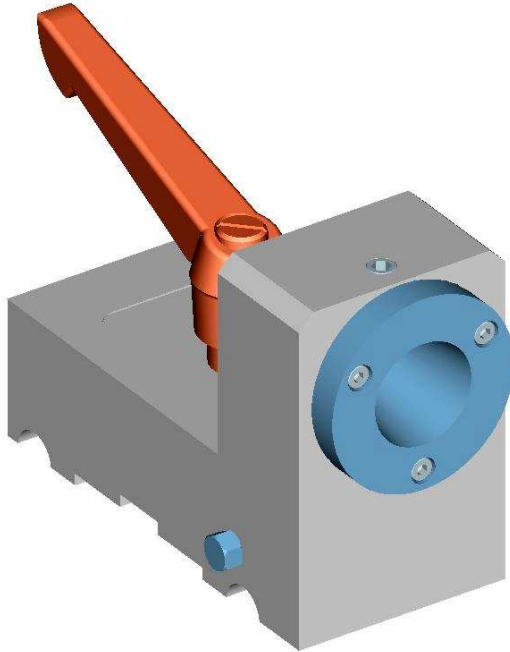


- GWS - Wechseladapter VV29 ...**
- change adapter VV29 ...
- adaptateur d'échange VV29 ...
- adaptador de cambio VV29 ...
- adattatore scambiabile VV29 ...

Bestell-Nr./Order No./ No. de référence/ Número de pedido/ Numero di ordinanza	GWS	X	Z	für/for/pour/para/per
VV29002	29 / VDI	46	32	VDI 40
VV29003	29 / VDI	46	32	VDI 30
VV29004	29 / VDI	46	32	VDI 50
VV29006	29 / VDI	36	32	VDI 25 / Index MS32

03-07

GWS 29

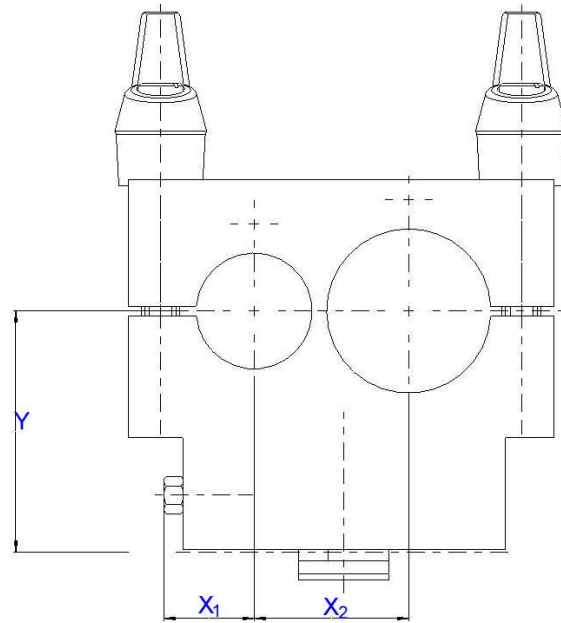
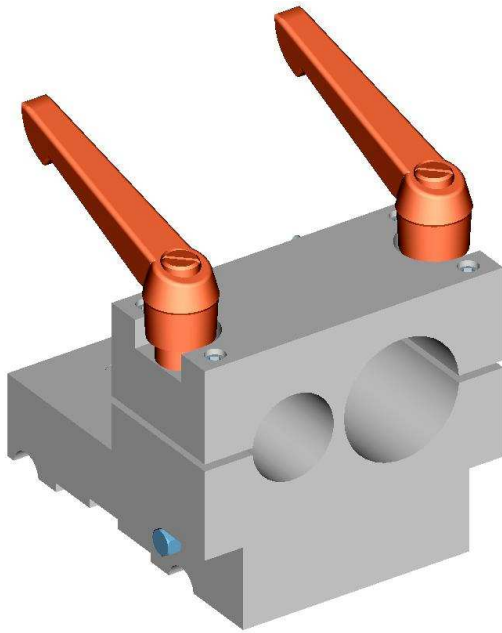


- GWS - Wechseladapter VW29 ...**
- change adapter VW29 ...
- adaptateur d'échange VW29 ...
- adaptador de cambio VW29 ...
- adattatore scambiabile VW29 ...

Bestell-Nr./Order No.:/ No. de référence/ Número de pedido/ Numero di ordinanza	GWS	X	Z	für/for/pour/para/per
VW29001	29 / SK	40	37	SK (ISO)40
VW29002	29 / SK	54	75	SK (ISO)50
VW29003.01	29 / SK	40	37	SK (ISO)30
VW29004	29 / SK	27	40	SK (ISO)25

03-07

GWS 29




- GWS - Wechseladapter VX ...**
- change adapter VX ...
- adaptateur d'échange VX ...
- adaptador de cambio VX ...
- adattatore scambiabile VX ...

Bestell-Nr./Order No./ No. de référence/ Número de pedido/ Numero di ordinanza	GWS	X _i	X _e	Z _i	Z _e	für/for/pour/para/per
VX29007	29	28	76	40	56	Dm.32 + Dm.51 (MS32)

03-07

GWS29



GWS - Adapter (sonder)
- adapters (special)
- adaptateurs (spéciaux)
- adaptadores (especiales)
- adattatore (speciali)

Bestell-Nr./Order No.:/ No. de référence:/ Número de pedido/ Numero di ordinanza	GWS		
VY29011	29	Tornos AS14;SAS16	Spannzangenaufnahme AS31/4 u. 26; BS31/1; BS31/2
VY29012	29	Tornos AS14; SAS16 BS20	Pos.1-6 Pos.1-8
VY29013	29	Tornos AS14;SAS16	AS31 7 pos. 1-3 AS31 / AS26 / Pos.4
VY29018	29	Tornos BS 20	BS31 / 1
VY29019	29	Tornos	ENC 164 / 167
VY29022	29	Tornos	ENC 164 / 167 / 262 / 264
VY29026	29	Tornos	DECO 2000-10
VY29028	AS30 / 29		
VY29029	29 /SACO GR.1	Gildemeister	
VY29030	29	Tornos	DECO 2000-20/26
VY29033	29	Index	MS32 /42C
VY29034	29	Tornos	MD26.6 / 32.6i ²
VY29036	29	Schütte	SG18 / AG20
VY29037	29	Tornos	DECO 2000-13
VY29039	29	Gildemeister	SACO Gr.1

03-07

GWS-Adapter

1 / 2

Artikel-Nr.	Benennung	
VA43002	GWS-Einstellvorrichtung	VF43002+VG43002
VA44006	GWS-Einstellvorrichtung	VF44003+VG44003
VA60004	GWS-Einstellvorrichtung	VF60002+VG60002
VB29001	GWS-Eichmeister	
VB29002	GWS-Eichmeister	H=95
VB44002	GWS-Eichmeister	H=28
VC29002	GWS-Grundadapter	T YERLY MECANIQUE SA
VC29006	GWS-Grundadapter	H=100 De-Vlieg Variset
VC29009	GWS-Grundadapter	H=152
VC29011	GWS-Grundadapter	H=140 Kelch
VC29012	GWS-Grundadapter	H=172 Zoller
VC29013	GWS-Grundadapter	H=160 GWS, Bodmer
VD07001	GWS-Adapter	H=140/18
VD12003	GWS-Adapter	DLH=140
VDAA001.01	GWS-Adapter	H=140 Modular 32
VM02001	GWS-Wechseladapter	H=48
VM03001	GWS-Wechseladapter	H=8
VM06001	GWS-Wechseladapter	H=0
VM06002.03	GWS-Wechseladapter	H=75/18
VM07001	GWS-Wechseladapter	H=75
VM07004.01	GWS-Wechseladapter	H=75/22
VM08003.01	GWS-Wechseladapter	H=22/30
VM09001	GWS-Wechseladapter	H=75
VM10003.01	GWS-Wechseladapter	
VM10003.02	GWS-Wechseladapter	
VM10003.03	GWS-Wechseladapter	
VM10003.04	GWS-Wechseladapter	
VM10003.05	GWS-Wechseladapter	
VM10003.06	GWS-Wechseladapter	Gr.29-10 H=35
VM11004.01	GWS-Wechseladapter	H=75
VM11004.02	GWS-Wechseladapter	H=75
VM11006.01	GWS-Wechseladapter	H=75/30
VM11006.02	GWS-Wechseladapter	H=75/59
VM11006.03	GWS-Wechseladapter	H=75/40
VM11006.04	GWS-Wechseladapter	H=75/27,8
VM11006.05	GWS-Wechseladapter	H=75/36
VM11006.06	GWS-Wechseladapter	H=75/14/32
VM12002.01	GWS-Wechseladapter	H=75
VM12004	GWS-Wechseladapter	H=75
VM12005.01	GWS-Wechseladapter	H=42/42
VM12005.02	GWS-Wechseladapter	H=35/42
VM12005.03	GWS-Wechseladapter	H=29
VM20001	GWS-Wechseladapter	H=75
VM22001	GWS-Wechseladapter	H=75
VM25001	GWS-Wechseladapter	H=10

03-07

Göltebott Präzisions-
werkzeugfabrik GmbH
Röntgenstraße 18-22
D-71229 Leonberg-Höfingen
Tel. 0 71 52 / 9 28 18 - 0
Fax 0 71 52 / 9 28 18 - 18



GWS-Adapter

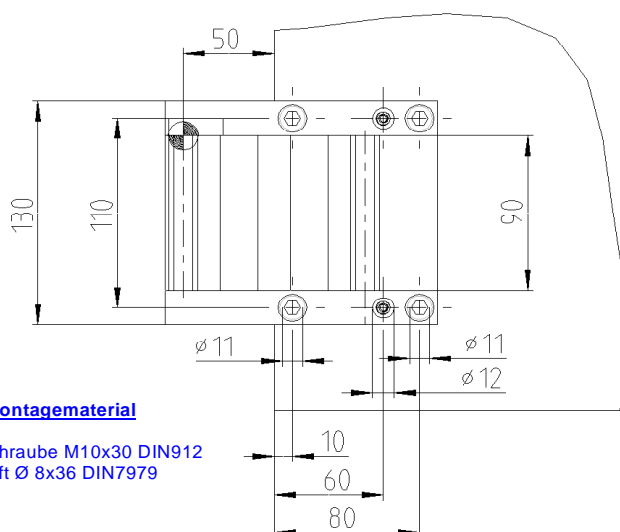
2 / 2

VM49001	GWS-Wechseladapter	H=75
VM60001	GWS-Wechseladapter	H=20
VU29005.01	GWS-Wechseladapter	Modular 32 H=75
VU29005.02	GWS-Wechseladapter	H=0 Modular 40/50
VU29005.03	GWS-Wechseladapter	Modular 70 H=75
VU29005.04	GWS-Wechseladapter	Modular 86 H=75
VU29005.05	GWS-Wechseladapter	Aufn. Schaublin 62-32006
VU29005.06	GWS-Wechseladapter	ABS 50 H=75
VU29005.07	GWS-Wechseladapter	HSK 40 H=75
VV29001.00	GWS-Wechseladapter	VDI 20 H=75
VV29003	GWS-Wechseladapter	H=0 VDI30 DIN69880
VV29006	GWS-Wechseladapter	VDI25m.ZP.I G200/ABC/MS32
VW29001	GWS-Wechseladapter	H=75 SK40 DIN 69871
VW29003.01	GWS-Wechseladapter	H=75 SK30 DIN 69871
VX29002	GWS-Wechseladapter	H=0 d=25,4
VX29007	GWS-Wechseladapter	H=0 MS42/32 d=36/51
VY29003	GWS-Wechseladapter	H=88 Tornos AS32/20-1
VY29011	GWS-Wechseladapter	H=75
VY29012	GWS-Wechseladapter	H=14/30 SAS16.6/AS14/BS20
VY29013	GWS-Wechseladapter	H=75 Tornos AS31/1-4 u.26
VY29018	GWS-Wechseladapter	H=75 Tornos BS31/1
VY29020	GWS-Wechseladapter	für Tornos ENC 167 Rev.
VY29022	GWS-Wechseladapter	Tornos ENC162/164/167/262
VY29024	GWS-Wechseladapter	H=75 Schaub.62-32006N fix
VY29026	GWS-Wechseladapter	H=75 Deco 2000/10
VY29029	GWS-Wechseladapter	H=75/30 Saco Gr1
VY29030	GWS-Wechseladapter	H=0 +/-4 T DECO2000/20/26
VY29033	GWS-Wechseladapter	H=115/120
VY29034	GWS-Wechseladapter	H=25 MULTI DECO 26-6
VY29036	GWS-Wechseladapter	System 400 S SG18,AG20
VY29037	GWS-Wechseladapter	H=0 +/-2 T DECO2000/13
VY29038	GWS-Wechseladapter	H=40 Tornos MD20.6/20.8

03-07

Aufbauanleitung für GWS-Grundadapter auf Voreinstellgeräte

1. Rundschtalttisch in Position fahren *(falls Voreinstellgerät mit Rundschtalttisch)
2. GWS-Grundadapter aufsetzen und in θ -Achse mit 0.001 Meßuhr ausrichten
Achtung !!!
Zwischen Vorderkante GWS-Grundadapter und Durchlichtvorderkante sollte ein Mindestabstand von 5mm bestehen!!
3. Die vier Befestigungsschrauben 1-4 und Stiftbohrungen 5+6 abkören.
GWS-Grundadapter vom Rundschtalttisch nehmen und Gewindebohrungen M10 sowie Paßbohrungen 8 H7 bohren und reiben.
Achtung !!!
Beim Voreinstellgeräte-Hersteller nachfragen, in welcher Rundschtalttisch -Position gebohrt werden kann.
4. Jetzt müssen die Paßstifte \varnothing 8x36 DIN 7979 gesetzt werden .
Den Grundadapter wieder aufsetzen, mit vier M10x30 DIN 912 Schrauben leicht festziehen und in der θ -Achse mit 0.001 Meßuhr auf \pm 0.002mm ausrichten.
5. Nun die vier Schrauben M10x30 DIN 912 festziehen.
Anschließend die Flucht in θ -Achse nochmals überprüfen und den Zwischenraum der Bohrungen zu den Paßstiften 8x36 DIN 7979 mit Kunstharz ausgießen.
*** Hinweis (das Gießharz ist nicht im Lieferumfang enthalten!!)**



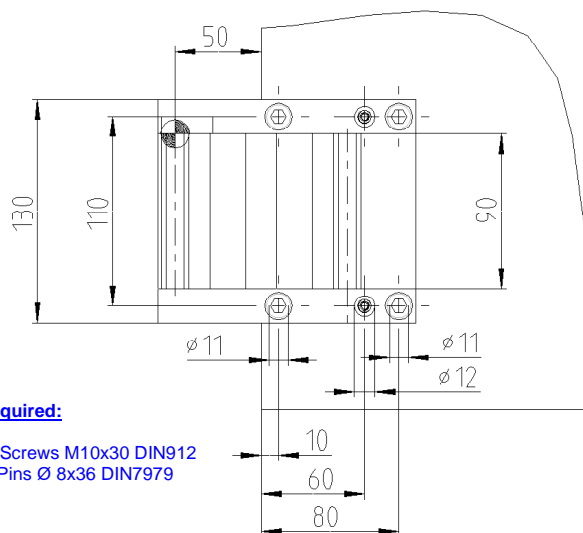
Benötigtes Montagematerial

- ☞ 4x Zyl.-Schraube M10x30 DIN912
- ☞ 2x Zyl.-Stift \varnothing 8x36 DIN7979
- ☞ Kunstharz

GWSA00001

MOUNTING INSTRUCTION FOR GWS BASIC ADAPTER ON PRESETTER

1. Move presetter into position
2. Place GWS adapter on presetter into position and align X-axis within 0.001mm accuracy.
ATTENTION: have at least 5mm clearance between front edge of optical light holder and front edge of GWS adapter.
3. Mark centers for mounting holes 1-4 and alignment 5&6
 Remove GWS adapter from presetter and drill and tap the four M10 holes, drill and ream the two 8H7 alignment bores.
ATTENTION: check with presetter manufacturer, in which position mounting holes can be bored
4. Now insert two dowel pins 8x36 DIN 7979. Then mount GWS adapter and bolt down with four M10x30 DIN912 screws, tightening screws only lightly. Align X-axis with 0.01mm indicator within +/- 0.002mm. Then tighten four M10 DIN912 screws.
5. Check alignment again in X-axis. Then fill the gap between the bores and dowel pins with resin-epoxy.
ATTENTION: Resin-epoxy is not include in the specification!!



Assembly equipment required:

- ☞ 4x Socket Head Cap Screws M10x30 DIN912
- ☞ 2x Cylindrical Dowel Pins Ø 8x36 DIN7979
- ☞ Resin Epoxy

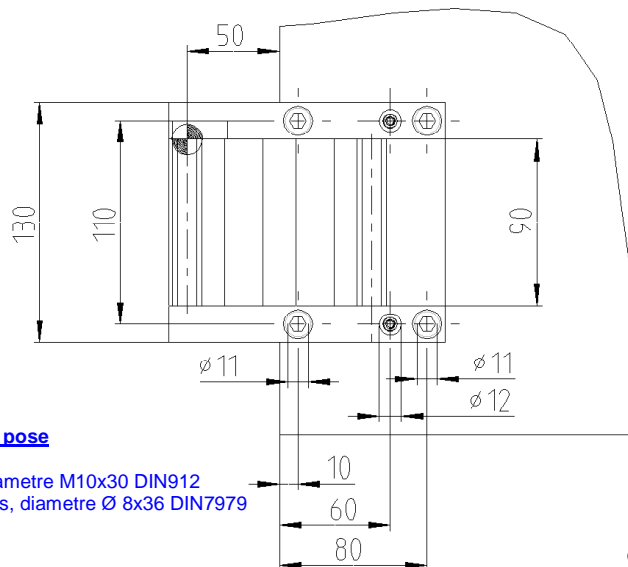
GWSA00001

GWSA00001

03-07

Mode de fixation de l'adaptateur de base GWS sur des appareils de prereglage

1. Amener le plateau de transfert en position
2. Placer l'adaptateur de base GWS et régler sur l'axe "X" avec le comparateur au 1/1000ème de mm.
ATTENTION: entre l'arête avant de l'adaptateur de base GWS et le bord avant de l'orifice de passage de la lumière, laisser au moins 5mm d'espace.
3. Ensuite pointer les percages de fixation 1 à 4 ainsi que les percages des goupilles 5+6. Prendre l'adaptateur de base GWS du plateau de transfert et réaliser les taraudages M10 ainsi que les trous de goupilles de diamètre 8H7.
ATTENTION: demander auprès du fabricant des appareils de prereglage dans quelle position du plateau on doit percer.
4. Maintenant il faut placer les goupilles de 8x36 Din 7979. Replacer l'adaptateur de base, serrer légèrement avec les 4 vis M10x30 DIN912 et régler sur l'axe "X" avec le comparateur au 1/1000 à ± 0.002mm.
5. Enfin, vérifier encore une fois l'alignement dans l'axe "X" et boucher l'espace entre le trou et la goupille 8x36 DIN7979 avec de la résine artificielle.



Matériau nécessaire à la pose

- ☞ 4x vis cylindriques, diamètre M10x30 DIN912
- ☞ 2x vis tiges cylindriques, diamètre Ø 8x36 DIN7979
- ☞ Resin artificielle

GWSA00001

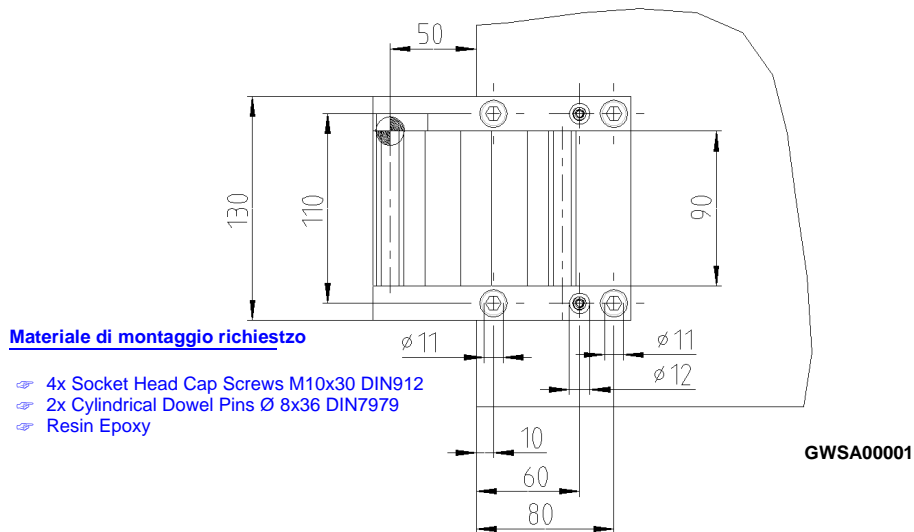
GWSA00001

03-07


GWSA00001

**Guida di montaggio per adattatori di base GWS
sudispositivi di impostazione**

1. Posizionare la tavola circolare orientabile (se corredato con)
2. Posizionare adattatore GWS e allineare con comparatore l'asse X con una precisione di 0,001 mm
Attenzione: garantire una distanza minima di 5 mm tra il lato frontale dell'adattatore GWS e il lato frontale della linea ottica
3. Punzonare i quattro fori per le viti di fissaggio 1-4 e i fori per spina 5-6
Estrarre l'adattatore GWS dalla tavola circolare orientabile, filettare i fori M10 e alesare i fori di accoppiamento 8H7.
Attenzione: chiedere al produttore del dispositivo di preimpostazione, dove forare la tavola di preimpostazione orientabile.
4. Inserire le spine di accoppiamento o 8 x 36 DIN 7979.
Riposizionare l'adattatore GWS, serrare solo leggermente le quattro viti M10 x 30 DIN 912 e allineare con il comparatore l'asse X con 0,001 mm +/- 0,002 mm.
Infine serrare le quattro viti M10 DIN 912.
5. Verificare l'allineamento sull'asse X e colare con resina epossidica lo spazio intermedio tra i fori e le spine di assetamento 8 x 36 DIN 7979.
Nota: la resina epossidica non è compresa nella fornitura.


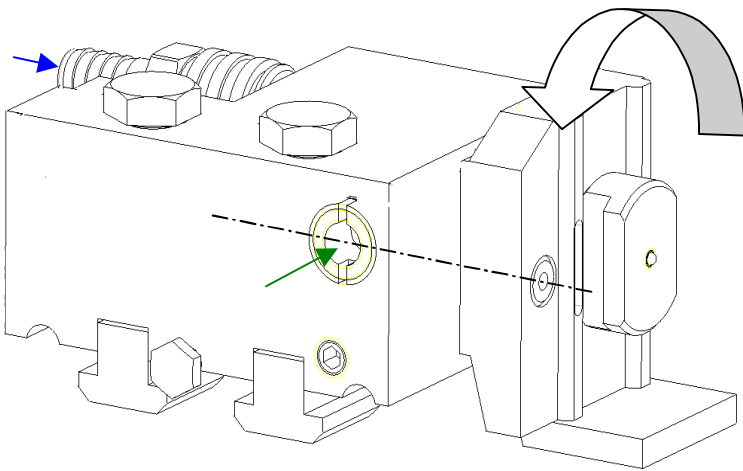


- GWS** - Langdrehschieber (für Querschlitzen)
Longitudinal turning attachment (for cross slides)
Dispositif de Chariotage longitudinal (pour chariots
transversaux)
Corredera longitudinal (para carros transversales)



GWS - Abhebe - Einrichtung (für Querschlitzen)

- Lifting Attachment (for cross slides)
- Dispositif de relevage d'outil pour le dressage (pour chariots transversaux)
- Dispositivo de levantamiento (para carros transversales)



für Mehrspindeldrehautomaten Index MS25
for multi spindle machine tools Index MS25
pour multibroches Index MS25
para multihusillos Index MS25

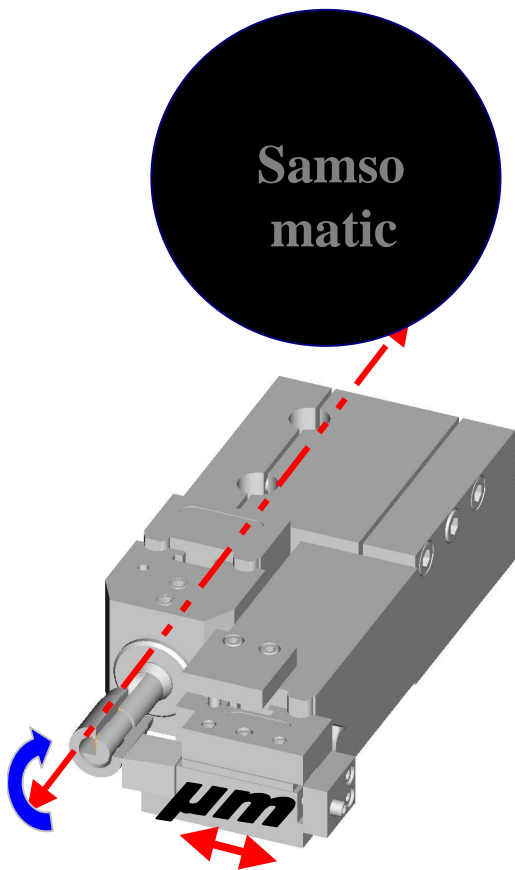
03-07

Göltebodb Präzisionswerkzeugfabrik GmbH


Röntgenstraße 18-22 D-71229 Leonberg-Höfingen

Tel: 07152 / 92818-0 Fax: 07152 / 92818-18 E-mail: info@goeltenbodt.de Homepage: www.goeltenbodt.de

GWS System mit μ -Verstellung ,
with μ - adjustment
avec correction par μ ,
con regulaci3n μ



Samsomatic





03-07

Göltebodt Präzisionswerkzeugfabrik GmbH

Röntgenstraße 18-22 D-71229 Leonberg-Höfingen

Tel: 07152 / 92818-0 Fax: 07152 / 92818-18 E-mail: info@goeltenbodt.de Homepage: www.goeltenbodt.de

GWS – Einstechschieber (für Längsschlitten)
Recessing attachment (for main slide)
Dispositif à chambrer (pour chariots longitudinaux)
Corredera de entallar (para carros longitudinales)



GWS 40-VDI 40
für/for/pour
CNC-Drehmaschinen
- lathes
- automatiques




GWS - System mit, with, avec, con . . .

Wagner Gewinde-Rollkopf

Thread rolling head

Tête à rouler les filets Wagner

Cabezal para rodar roscas



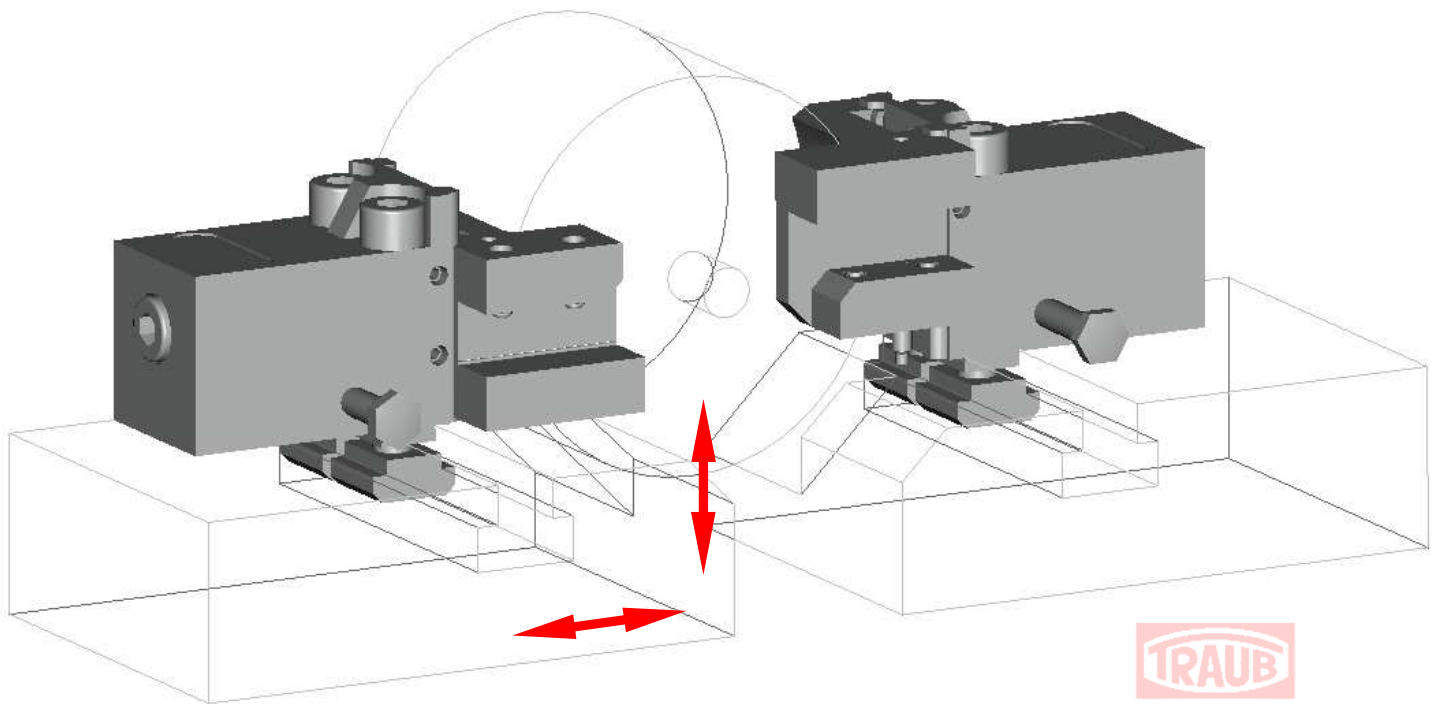
03-07 **Göldenbodd Präzisionswerkzeugfabrik GmbH**

Röntgenstraße 18-22 D-71229 Leonberg-Höfingen

Tel: 07152 / 92818-0 Fax: 07152 / 92818-18 E-mail: info@goeltenbodd.de Homepage: www.goeltenbodd.de

GWS09 - Werkzeughalter für

- toolholders for
- porte-outils pour
- porta-util para
- portautensile per



***Werkzeugmappe für Traub-Einspindel-Drehautomaten bitte extra anfordern!**

*** Per i torni monomandrino Traub vogliate richiedere il catalogo utensili specifico!**

03-07