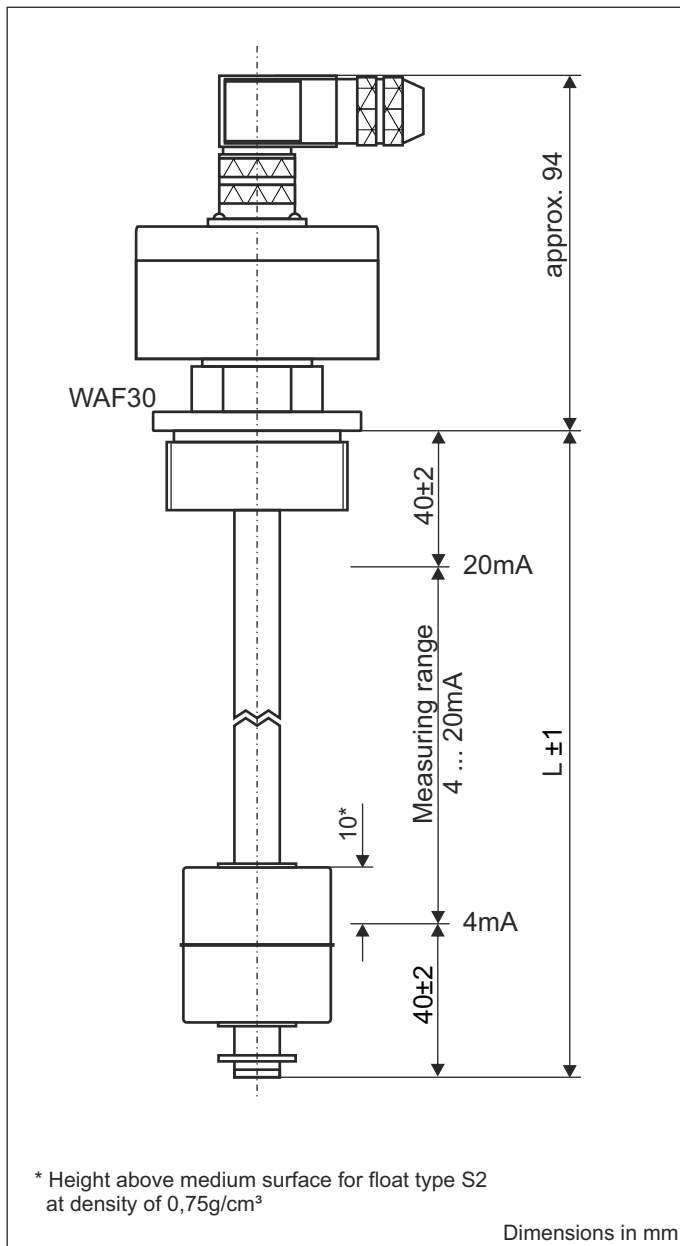


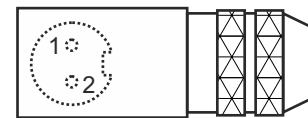
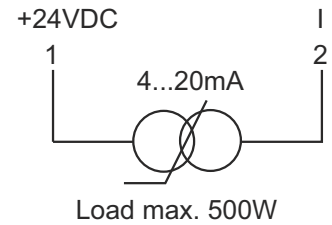
Data sheet

Analogue Level Measuring

Type: ANM-1...



Terminal diagram



Order key

Example: ANM-1. 200 . 2,5

Type

Length L of the tube

Resolution 2,54mm; 5,08mm

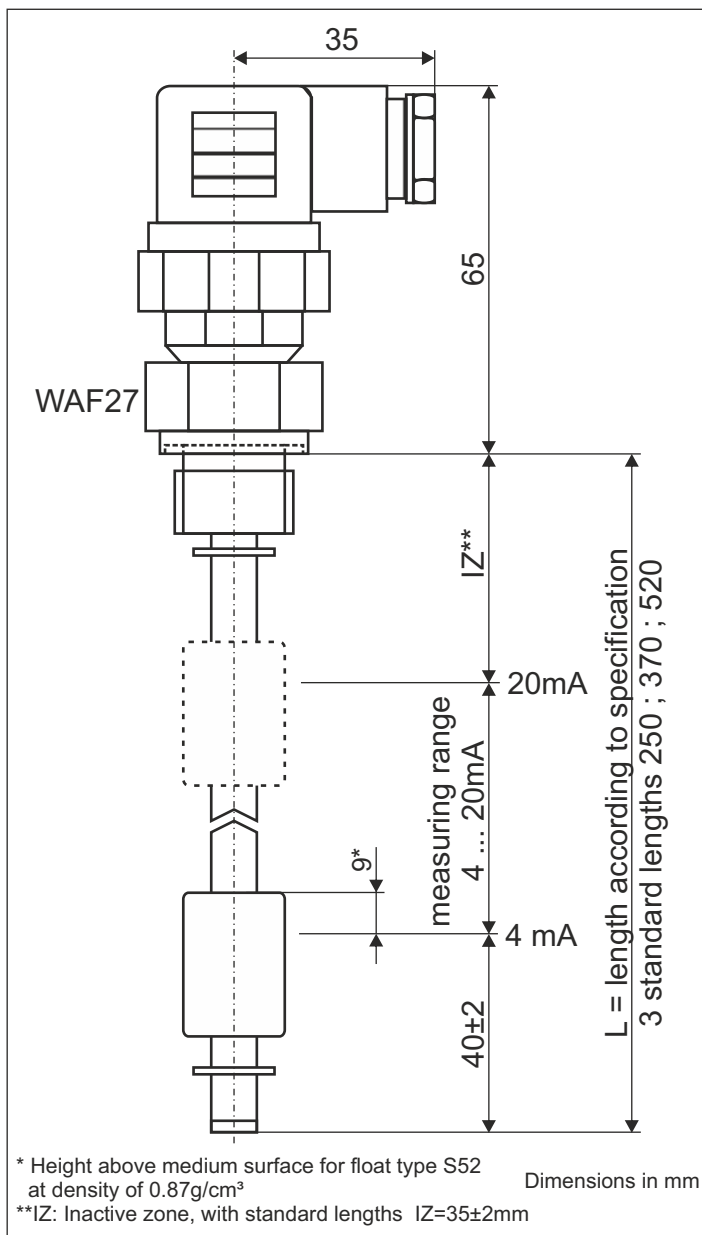
Technical data

Connection:	EMV-right-angled connector 2-pole, material brass nickel-plated
Mounting:	thread 1 1/2", material alu
Tube:	ø12mm, length L in mm acc. to customer specification, material brass
Float:	ø40x40mm, material PP, type S2
Resolution:	2,54mm or 5,08mm
Measuring range level:	reed chain acc. to customer specification
Load:	4 ... 20mA over a length of L - 80mm = measuring range
Supply voltage:	max. 500 Ohm
Pressure:	24VDC ±15%, reverse polarity protected
Operating temperature:	max. 1 bar
Protection rating:	-20°C to 80°C in medium, -20°C to 70°C above mounting
	IP 65

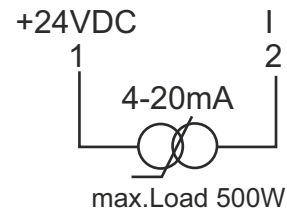
Data sheet

Analogue level measurement

Type: ANM-50.....



Terminal diagram



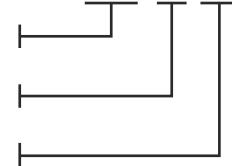
Order key

Type - ANM

Design code number

Length in mm e.g. 250mm

Example : ANM - 50. 250



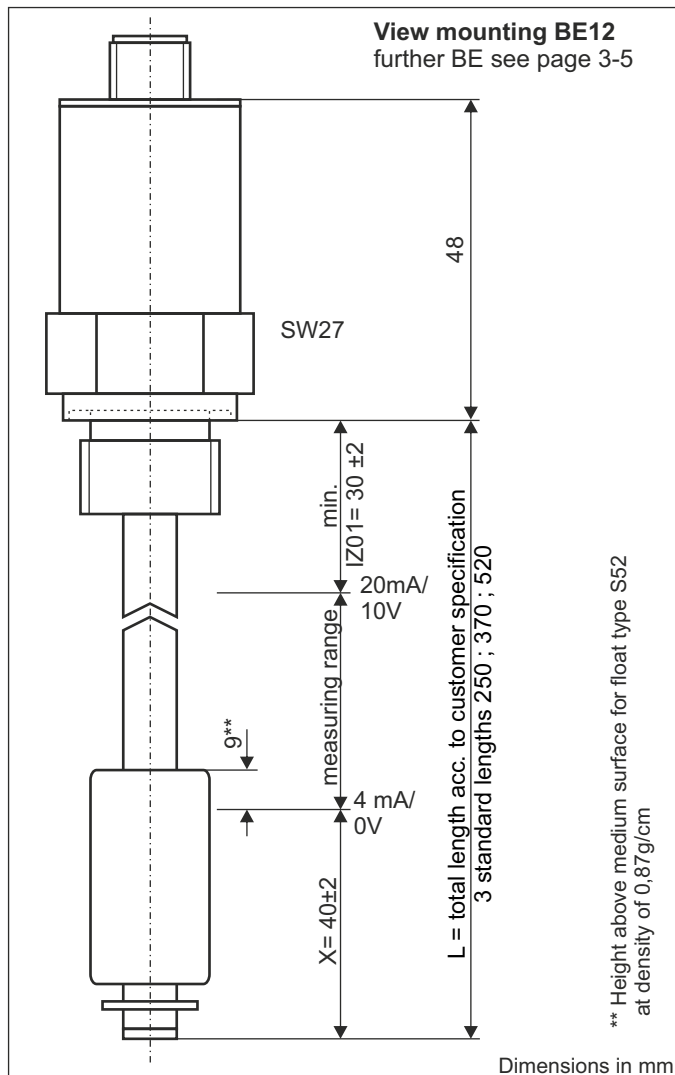
Technical data

Connection:	right-angled connector 3-pole + PE DIN EN 175301-803 (DIN 43650), material PA
Mounting:	thread 1/2", material aluminium
Seal:	material NBR
Tube:	ø8mm, length L±1 mm according to specification, material brass or standard lengths 250mm ; 370mm ; 520mm
Circlip:	material bronze
Float:	ø17.8 x 32mm, material NBR, type S52
Measuring range:	4 ... 20mA over a length of L - IZ mm = measuring range
Resolution:	5mm reed chain
Load:	max. 500 Ohm
Supply voltage:	24VDC ±15%
Pressure:	max. 1 bar
Operating temperature:	-20°C to 100°C in the medium, -20°C to 70°C above medium
Protection rating:	IP 65

Data sheet

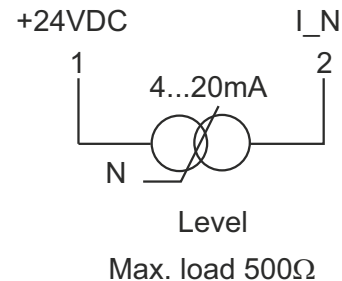
Analogue level measurement

Type: ANM-55...

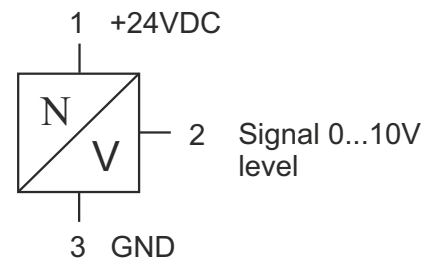


Terminal diagram

SI02



SI01



Technical data

Connection:	plug-type connector M12x1 4-pole without connector socket, material TPU on housing $\varnothing 27$, material see order key,
Mounting:	see order key
Tube:	$\varnothing 12\text{mm}$ or $\varnothing 8\text{mm}$, length acc. to customer specification, material brass or stainless steel
Float:	$\varnothing 17,8 \times 32\text{mm}$, material NBR, type S52 $\varnothing 27 \times 31\text{mm}$, material stainless steel, type S12 $\varnothing 35 \times 40\text{mm}$, material PP, type S1 $\varnothing 45 \times 52\text{mm}$, material stainless steel 1.4571, type S4
Resolution:	2,5; 5 or 10mm reed chain
Measuring range level:	4...20mA over a length of L - IZ01 - X = measuring range in mm, see page 3-5 0...10V over a length of L - IZ01 - X = measuring range in mm, see page 3-5
Load:	max. 500 Ohm
Supply voltage:	24VDC $\pm 15\%$
Pressure:	atmospheric, 5bar for stainless steel design
Operating temperature:	float NBR/ stainless steel: -20°C to 100°C in medium; -20°C to 70°C above mounting float PP: -15°C to 80°C in medium; -20°C to 70°C above mounting
Protection rating:	IP 65

Data sheet

Analogue level measurement

Type: ANM-55...

Order key	AST-55.	GH11.	AS01.	BE12.	RH01=350.	IZ01=35.	SW52.	AL03.	SI01.	BT01
<i>Housing:</i> GH10 = Ø27 stainless steel GH11 = Ø27 alu										
<i>Connection:</i> AS01 = M12x1 4-pole										
<i>Mounting: see table 1</i> BE12 = 1/2" alu BE15 = 1/2" stainless steel BE51 = 1" alu BE49 = 1" stainless steel BE05 = 3/4" alu BE63 = 1 1/4" stainless steel BE29 = 1 1/2" alu BE42 = 1 1/2" stainless steel BE38 = 2" stainless steel BE03 = M20x1,5 alu BE53 = M22x1,5 alu BE54 = M24x1,5 alu BE39 = flange 80x50 PA										
<i>Tube: see table 1</i> RH01 = ø8mm brass RH02 = ø8mm stainless steel RH03 = ø12mm brass RH09 = ø12mm stainless steel total length L e.g.: 350mm										
<i>Inactive zone above:</i> IZ01 = e.g. 35mm										
<i>Float: see table 2</i> SW52 = float S52 SW12 = float S12 SW04 = float S4 SW01 = float S1										
<i>Resolution: see table 1</i> AL01 = resolution 2,5mm AL03 = resolution 5mm AL04 = resolution 10mm										
<i>Output:</i> SI01 = 0...10V SI02 = 4...20mA										
<i>Temperature class: see table 3</i> BT01 = -20°C...100°C BT03 = -15°C...80°C										

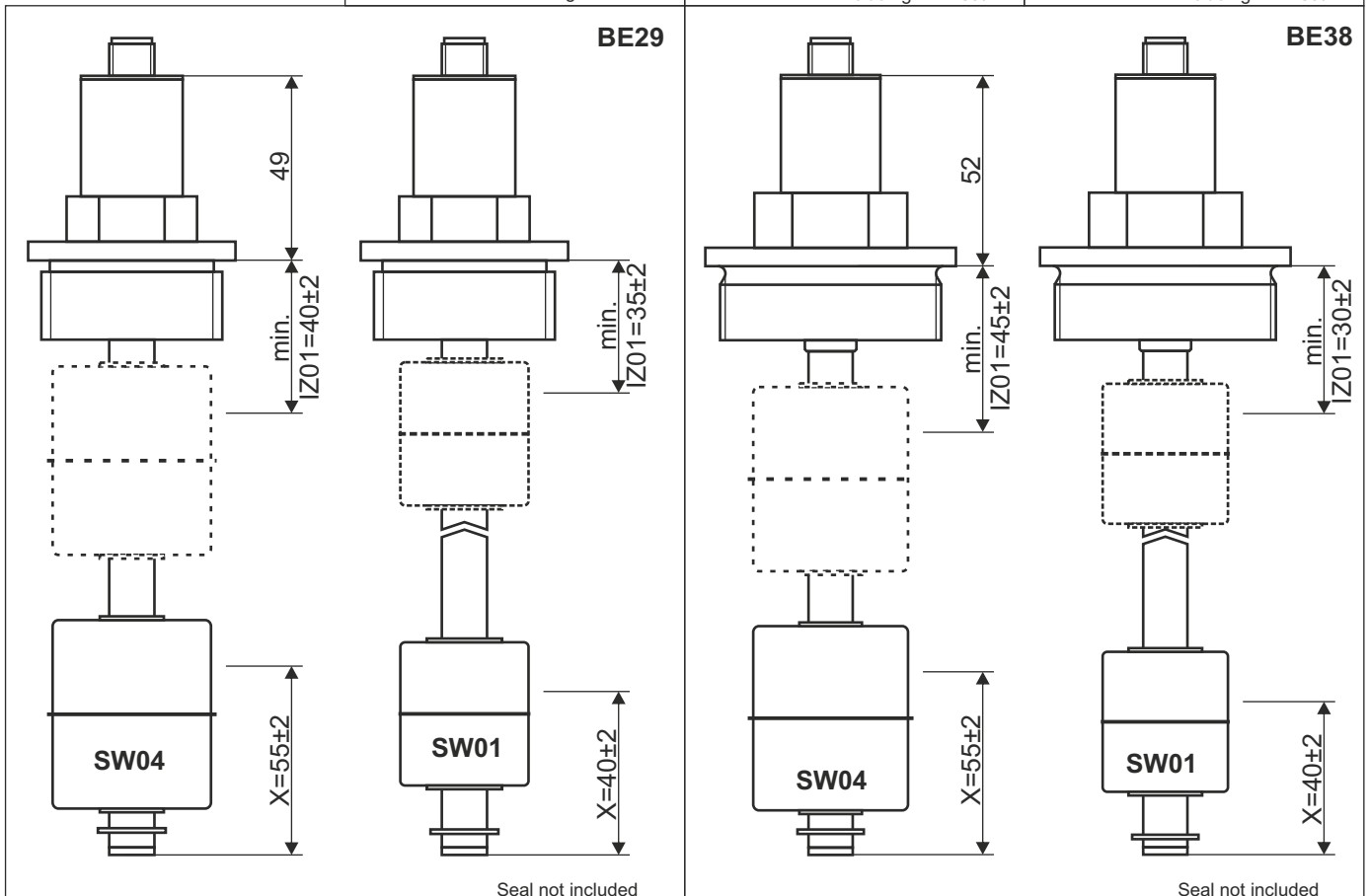
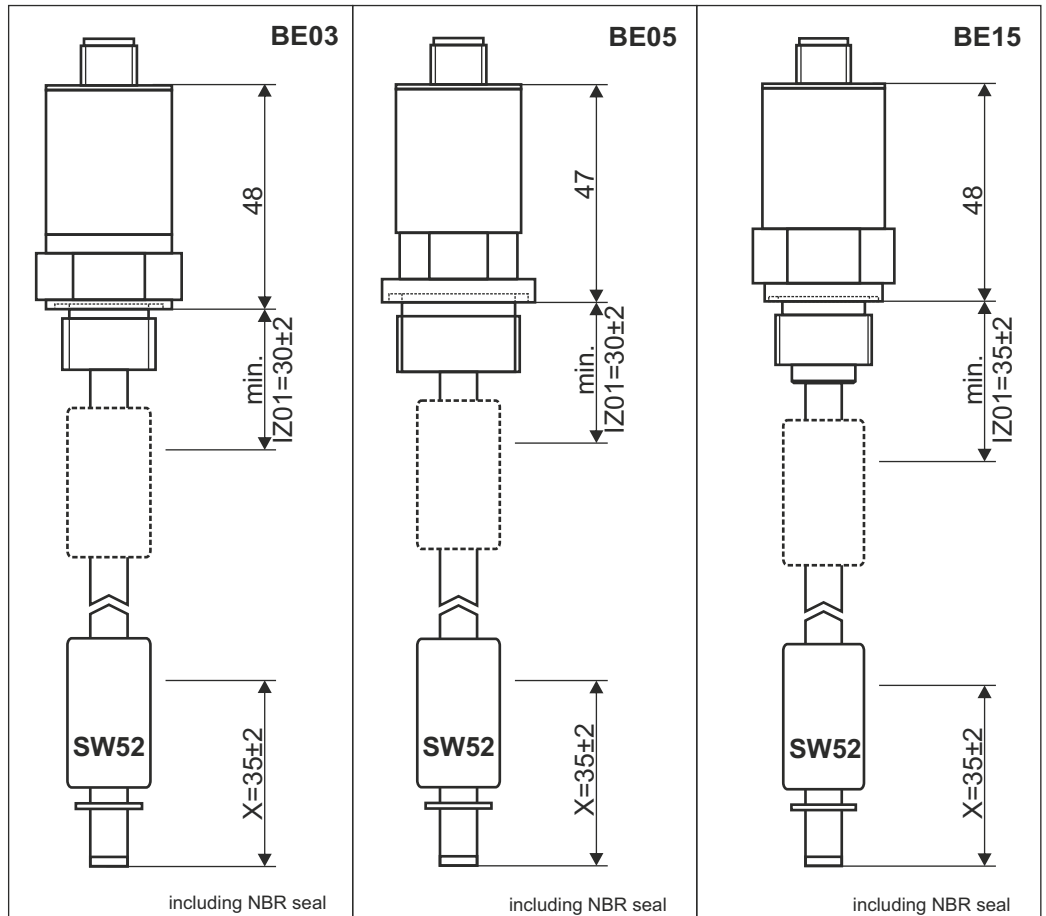
Table 1	Mounting BExx see page 3-5													Resolution ALxx		
Tube RHxx	BE12	BE15	BE51	BE49	BE03	BE39	BE05	BE29	BE42	BE63	BE38	BE54	BE53	AL01	AL03	AL04
RH01	✓	—	✓	—	✓	✓	✓	—	—	—	—	✓	✓	—	✓	—
RH02	—	✓	—	✓	—	✓	—	—	—	✓	—	—	—	—	✓	—
RH03	—	—	—	—	—	—	—	✓	—	—	—	—	—	✓	✓	✓
RH09	—	—	—	—	—	—	—	—	✓	✓	✓	—	—	✓	✓	✓

Table 2	Mounting BExx see page 3-5												
Float SWxx	BE12	BE15	BE51	BE49	BE03	BE39	BE05	BE29	BE42	BE63	BE38	BE54	BE53
SW52	✓	✓	✓	✓	✓	✓	✓	—	—	✓	—	✓	✓
SW12	—	—	✓	✓	—	✓	—	—	—	✓	—	—	—
SW04	—	—	—	—	—	—	—	✓	✓	—	✓	—	—
SW01	—	—	—	—	—	—	—	✓	✓	✓	✓	—	—

Further variants and material possible on request

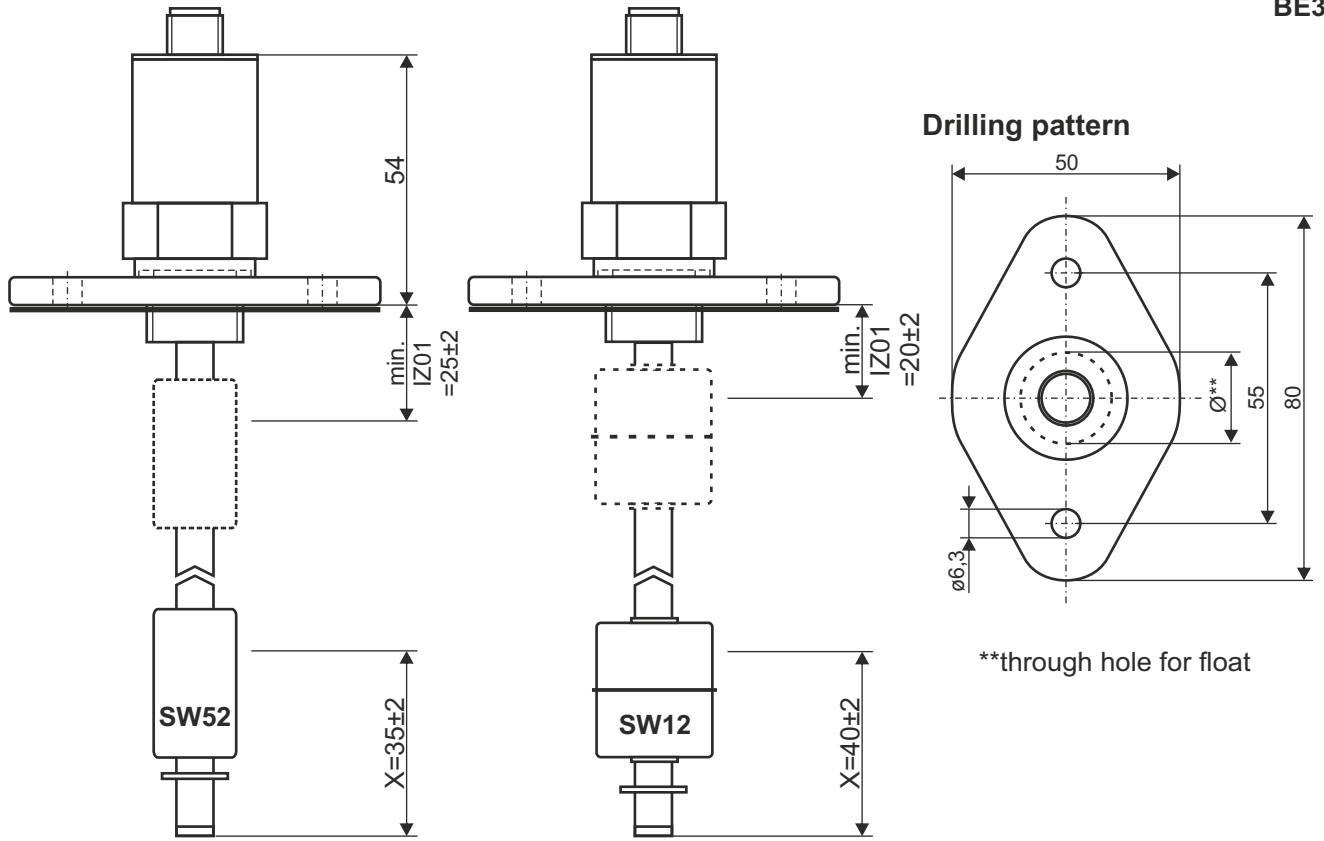
Data sheet
Analogue level measurement
Type: ANM-55...

Table 3	Temperature class BTxx	
	BT01	BT03
Material	BT01	BT03
NBR	✓	—
stainless steel	✓	—
PP	—	✓



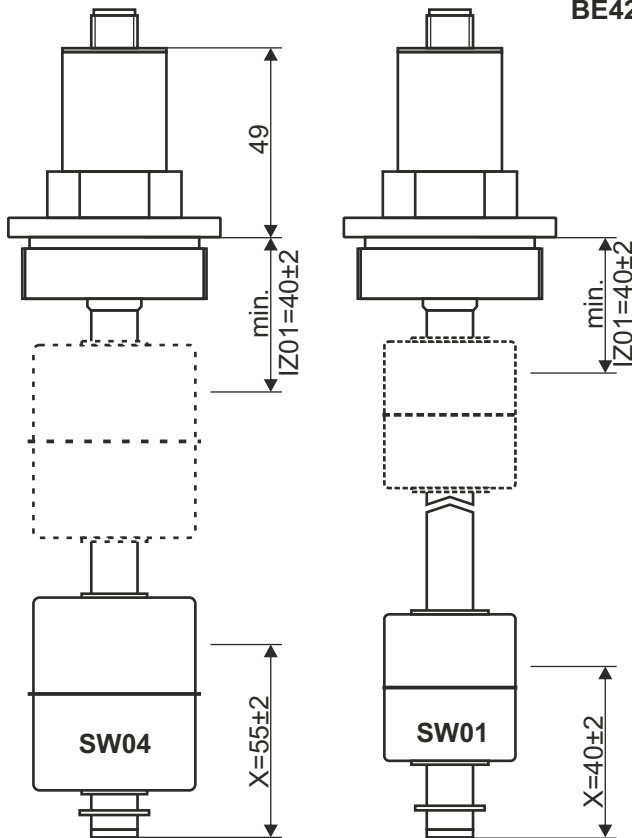
Data sheet
Analogue level measurement
Type: ANM-55...

BE39



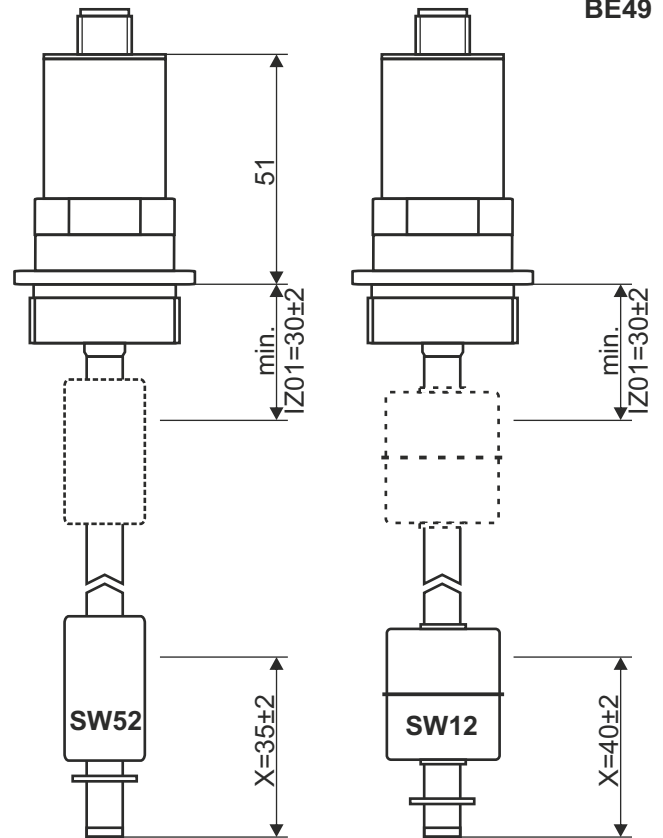
including NBR seal

BE42



Seal not included

BE49



Seal not included

Data sheet
Analogue level measurement
Type: ANM-55...

